

ANRO – YOUR PARTNER IN SAFETY IMPROVEMENT

Since the beginning of ANRO company our main goal remains the same
- to give our clients access to the highest quality
occupational health and safety products.

SAFETY SIGNS AND BOARDS

As a leading manufacturer of safety signs and boards, we offer a wide range of items compliant with Polish and European standards. We are also happy to produce non-standard solutions, fully adjusted to your individual needs.

LOCKOUT SYSTEM

Our experience in all-round implementation of LOCKOUT systems allows us to take on all kinds of projects and to ensure high quality of our products.

This catalogue supplements the wide range of lockout/tagout equipment.

The high quality of ANRO products and services is guaranteed with over 30 years of experience in the OHS sector. By choosing ANRO you make a conscious choice to improve safety in your work environment.

We are looking forward to working together!



On our part, you can expect a flexible approach
and full professionalism,
as your satisfaction is our success.

Anna Rotarska



Stefan Rotarski

MATERIALS:

PHOTOLUMINESCENT SIGNS

PHOTOLUMINESCENT MATERIALS

Class A

- PLA** hard PVC plate
- PSA** self-adhesive PVC plate
- FLA** foil

Class B

- PL** hard PVC plate
- PLS** self-adhesive PVC plate
- FL** foil

Class C

- PLC** hard PVC plate
- PLCS** self-adhesive PVC plate
- FLC** foil

Class D

- PLD** hard PVC plate
- PLDS** self-adhesive PVC plate
- FLD** foil

PHOTOLUMINESCENT PRINTING

- FS** self-adhesive foil
- PT** hard PVC
- PS** self-adhesive PVC
- LP** self-adhesive LUX
- AL** aluminum

STANDARD SIGNS

- F** self-adhesive foil
- FM** magnetic foil
- FZ** PVC foil
- PVCS** foamed PVC
- P** hard PVC
- MK** composite material - dibond
- PR** priplak
- A** aluminum
- FO** reflective foil

FORMATS:

- A** = 150 x 300
- B** = 200 x 400
- C** = 200 x 200
- C1** = 200 x 300
- D** = 100 x 300
- E** = 100 x 200
- F** = 150 x 150
- H** = 100 x 100
- H2** = 50 x 50
- K** = 400 x 400
- L** = 250 x 350
- N** = 500 x 500
- X** = 400 x 800
- Z** = 300 x 300

PHOTOLUMINESCENT PROPERTIES

(GUARANTEED VALUES)
ACCORDING TO ISO NORM 17398

Class	after 2 min.	after 10 min.	after 30 min.	after 60 min.
A	108 mcd/m ²	23 mcd/m ²	7 mcd/m ²	3 mcd/m ²
B	210 mcd/m ²	50 mcd/m ²	15 mcd/m ²	7 mcd/m ²
C	690 mcd/m ²	140 mcd/m ²	45 mcd/m ²	20 mcd/m ²
D	1100 mcd/m ²	260 mcd/m ²	85 mcd/m ²	35 mcd/m ²


Signs with photoluminescent printing are produced according to luminance classes: A, B, C, D.

PARAMETERS

Photoluminescent values of materials offered by ANRO

Photoluminescent materials	10 min.	60 min.	Time of luminance till value: 0,32 mcd/m ²
PLA, PSA, FLA	30	4	490
PL, PLS, FL	90	10	890
PLC, PLCS, FLC	150	20	1200
PLD, PLDS, FLD	300	35	2000

Photoluminescent materials




- Materials with photoluminescent properties used mainly for emergency evacuation signs and fire escape signs.
- Available with various base materials – film, hard board, hard adhesive board.

Recommended use: exit signs and fire escape signs compliant with Polish and European standards, evacuation plans, low location system.

Catalogue reference:

FLA PLA PSA PL FL PLS PLC FLC PLCS PLD FLD PLDS

Hard PVC




- Available thickness: 0.5; 0.8; 1.0; 1.5 mm
- Softening point 75°C
- Weather resistant
- Resistant to corrosion and chemical agents
- Low thermal conductivity
- Excellent plastic properties for thermal and mechanical treatment
- Low flammability (confirmed with an approval issued by the Institute of Construction Technology)
- Impact resistance

Recommended use: prints suitable for outdoor and indoor use on a stiff base.

Catalogue reference:

P

Foamed PVC



- Available thickness: 3.0; 5.0; 10 mm – others based on individual needs
- Softening point 73°C
- High weather resistance
- Very low water absorption
- Resistant to corrosion and chemical agents
- Low thermal conductivity
- Low flammability (confirmed with an approval issued by the Institute of Construction Technology)
- Perfect for print, varnish and film application

Recommended use: light prints for outdoor use with improved stiffness. Suitable for making medium and large boards to be displayed on walls, fences and other stable structures.

Catalogue reference:

PVCS

Adhesive film




- Temperature resistance: 40°C to + 80°C
- The film is covered with permanent acrylic glue on the adhesive side
- Outdoor use: signage, descriptions and ornaments for short-term and medium-term use
- Indoor use: high durability
- Easily applied on the surface
- Thickness (without underlayer paper) 0.075 mm
- Wide range of colours available
- Immediate application in a location of choice

Recommended use: smaller signs, indoor use.

Catalogue reference:

F

Composite material - dibond



Catalogue reference:

MK

- The composite material consists of two aluminum sheets joined with PVC
- Very high stiffness, suitable for large signs such as information boards
- High weather resistance

Recommended use: outdoor prints and information boards with highly aesthetic appearance, suitable for use in unfavourable external conditions. Very high stiffness.

Magnetic foil




Catalogue reference:

FM

- Thickness 0.5 – 0.7 mm
- Temporary application on surfaces made of iron alloys
- Perfect for temporary marking of machines, devices and vehicles

Recommended use: signs which provide information about temporary changes, to be placed on surfaces containing iron alloys.

Aluminum sheet



Catalogue reference:

A AL

- Thickness 0.6 mm
- High durability
- Weather resistant
- Powder-coated

Recommended use: marine signs and boards, outdoor use, high weather resistance.

Priplak



Catalogue reference:

PR

- High resistance to twisting and cracking
- Free from halogen and substances harmful to the ozone layer
- 100% recyclable
- Non-toxic
- When burning, decomposes into carbon dioxide and water vapour
- Temperature resistance from +1 to +70°C

Recommended use: lockout tags for machines, inspection tags for ladders and scaffolds. Durable material tags – suitable for outdoor use. Highly flexible material at temperatures above 0.

Installation and usage instructions for ANRO certified safety signs

Exit signs should direct the movement of people in the facilities according to the adopted evacuation plan. This is particularly important in locations with more than one evacuation route. In order to ensure a better marking of evacuation routes and in case of high levels of smoke, it is also recommended to use floor signage.

The basic function of such signs is to provide information required for evacuation from any point of the traffic route in case of any doubts about the exit direction. The location of fire protection equipment should be taken into consideration while fitting fire safety signs and fire protection signs.

Basic use recommendations for photoluminescent signs

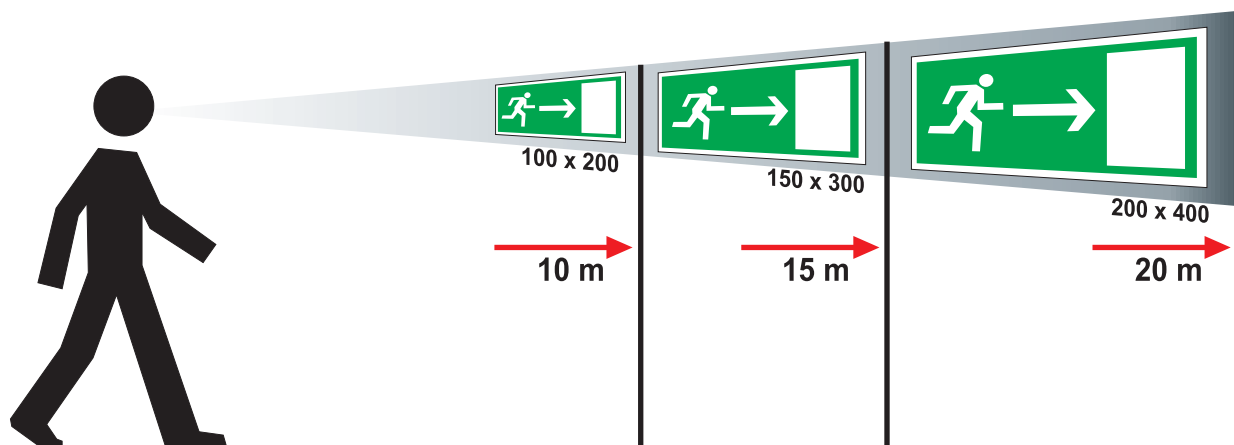
Photoluminescent signage (exit signs and fire escape signs) should be situated at the right distance from light sources to ensure that they are sufficiently lit. Therefore, photoluminescent signs should be placed **as close as possible to light sources** - preferably opposite them. Avoid placing signs underneath lighting side (wall-mounted) as the light will "glide" on their surface.

The required dimensions of an exit signs depend on the distance from which the sign should be visible to escaping people. Signs should be fitted, if possible, **at the height of around 150 - 160 cm** above the floor (which corresponds to the average normal line of sight) or over the escape route (**at the height of at least 200 cm**), perpendicularly to the direction of people traffic, if possible. If the latter condition is not met, the sign must be additionally enlarged.

Example: Detailed information about the "Emergency exit" sign

The letter height and the width (the smaller dimension) of the "EMERGENCY EXIT" sign depending on the viewing distance.

Viewing distance in meters	Height of capital letters "EXIT" mm	Sign width (smaller dimension) mm
up to 20	50	200
over 20 to 30	75	300
over 30 to 40	100	400



Basic methods of fitting photoluminescent signs:

- **adhesive** - adhesive photoluminescent foil and photoluminescent board, and ordinary foil should be applied on even non-greasy surfaces; avoid: dusty surfaces, covered with emulsion paint, porous surfaces, textured wallpaper, etc.
- **screwing** - photoluminescent and ordinary PVC boards, aluminum boards
- **gluing** - photoluminescent and ordinary PVC boards glued with silicone or glue which does not react negatively with PVC
- **aluminum casing** [frame] or similar frames - all types of materials.

Important!
Signs cannot be stored with the printed surfaces facing each other
(as it may damage the signs)!

Other use recommendations

- While transporting signs (especially the ones made from a photoluminescent board and PVC foil) to their final destination, the signs should be protected against rubbing into each other or be separated with sheets of paper to avoid scratching the printed surface.
- Do not use signs when vapours of aggressive or corrosive (solvent, petrol etc.) substances are present, nor in the presence of other substances which affect PVC (if signs are used in difficult conditions, they need to be replaced more often).
- Avoid using signs made of adhesive film at high or extremely variable temperatures.
- When using signs in very dusty environments, the signs should be periodically wiped (washed). To avoid scratching the surface, wash with water with soap or a similar detergent.
- Do not apply signs and labels made of adhesive materials on surfaces which are: wet, dusty, covered with emulsion paint, porous, textured wallpaper, concrete, raw wood etc. (in case of doubts, it is recommended to conduct a 48h test).
- Adhesive signs should be used at temperatures over 5°C.

Please comply with the recommendations above. Failure to follow the instructions may lead to damaging the signs or the signs falling off the surface, which in consequence leads to the signs losing their special properties.

If you have any other questions, PLEASE CONTACT US!

We will be happy to provide more information.

T: +48 32 67 242 48 or +48 32 67 243 66

info@anro-safety.com / www.anro-safety.com

LEGAL NOTE: All rights reserved. Free copy.

Goods presented in the catalogue may differ slightly from actual goods while keeping the basic product functions.

Emergency exit signs



Emergency exit signs



Fire protection signs



Fire protection signs



For evacuation
and fire signs
ANRO company
has all required certificates
of approval issued
by the Fire Protection
Research Center
of Józef Tuliszkowski
in Józefów.

Fire protection signs



TABLE OF CONTENTS

■	About the company	3
■	Materials, formats, parameters	4
■	Instructions, recommendations	7
■	Certificates	9
■	EVACUATION	11
	Evacuation signs according to EN ISO 7010:2012	12
	Evacuation signs	15
	Emergency exits	17
	Projecting signs	18
	Emergency evacuation plans	19
	Photoluminescent floor markings	20
	Marking escape routes	21
	Photoluminescent products	22
■	FIRE PROTECTION	27
	Fire protection signs according to EN ISO 7010:2012	28
	Fire protection signs	29
	Projecting signs	32
	Systems of spatial signs	34
■	HEALTH AND SAFETY AT WORK	35
	Prohibition signs EN ISO 7010:2012	36
	Mandatory signs EN ISO 7010:2012	40
	Warning signs EN ISO 7010:2012	44
	Combined signs	48
	Set of signs	49
	Additional health and safety signs	50
■	PIPE MARKING	51
	Pipeline identification	52
■	MARITIME SIGNS	55
	Maritime signs according to ISO 7010	56
	Maritime signs	58
■	ALTERNATIVE SIGNS	59
	Hazard signs - GHS labels	60
	ADR hazard warning labels	60
	Marking on waste containers	62
	Shipping labels	63
	Transparent signs	63
	Large format information boards adapted to individual requirements	64
	Warning tapes	65
	Fire and Safety Instructions	66
	Alternative signs	67
■	LOCKOUT SYSTEM	69
	What is Lockout System	70
	Lockout hasps	73
	Mechanical and chemical threats	74
	Electrical threats	80
	Lockout padlocks	87
	Padlock labels	89
	Lockout stations	90
	Group lock boxes	93
	Lockout bags	94
	Safety tags	95
	Energy source identification	96
	Lockout signs and boards	97
	Lockout implementation boards	98
	Lockout/tagout procedures boards	98
	Customized lockout printouts	99
	Shadow lockout stations	100
■	DIGITAL PRINTING	101
	UV printing base materials	102
	Solvent print base materials	104
	Non-standard materials	105
	Industrial printing	106















EVACUATION








EVACUATION

Evacuation signs according to EN ISO 7010:2012













Sign	Symbol	Size	Material	Sign	Symbol	Size	Material
	E001	CF	Available on all materials		E009	CF	Available on all materials
Emergency exit (left hand)				Doctor			
	E002	CF	Available on all materials		E010	CF	Available on all materials
Emergency exit (right hand)				Automated external heart defibrillator			
	E003	CF	Available on all materials		E011	CF	Available on all materials
First aid				Eyewash station			
	E004	CF	Available on all materials		E012	CF	Available on all materials
Emergency telephone				Safety shower			
	E007	CF	Available on all materials		E013	CF	Available on all materials
Evacuation assembly point				Stretcher			
	E008	CF	Available on all materials		E014	CF	Available on all materials
Break to obtain access				Child seat presence and orientation detection system (CPOD)			

Evacuation signs according to EN ISO 7010:2012





Sign	Symbol	Size	Material	Sign	Symbol	Size	Material
	E015	CF	Available on all materials		E022	CF	Available on all materials
Drinking water				Door opens by pushing on the left-hand side			
	E016	CF	Available on all materials		E023	CF	Available on all materials
Emergency window with escape ladder				Door opens by pushing on the right-hand side			
	E017	CF	Available on all materials		E024	CF	Available on all materials
Rescue window				Evacuation temporary refuge			
	E018	CF	Available on all materials		E027	CF	Available on all materials
Turn anticlockwise to open				Medical grab bag			
	E019	CF	Available on all materials		E028	CF	Available on all materials
Turn clockwise to open				Oxygen resuscitator			
	E020	CF	Available on all materials		E029	CF	Available on all materials
Emergency stop button				Emergency escape breathing device			

EVACUATION







Evacuation signs according to EN ISO 7010:2012

Sign	Symbol	Size	Material	Sign	Symbol	Size	Material
 Door slides right to open	E033	CF	Available on all materials	 Door opens by pulling on the left-hand side	E057	CF	Available on all materials
 Door slides left to open	E034	CF	Available on all materials	 Door opens by pulling on the right-hand side	E058	CF	Available on all materials
 Arrow	E005 <small>use only with E001 or E002</small>	CF	Available on all materials	 Arrow	E006 <small>use only with E001 or E002</small>	CF	Available on all materials
 Direction to emergency exit - left	E001/1	ABE	Available on all materials	 Direction to emergency exit - right	E002/1	ABE	Available on all materials
 Direction to emergency exit - down to the left	E001/2	ABE	Available on all materials	 Direction to emergency exit - down to the right	E002/2	ABE	Available on all materials
 Direction to emergency exit - up to the left	E001/3	ABE	Available on all materials	 Direction to emergency exit - up to the right	E002/3	ABE	Available on all materials

Evacuation signs according to EN ISO 7010:2012



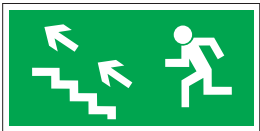









Sign	Symbol	Size	Material	Sign	Symbol	Size	Material
	E001/4	ABE	Available on all materials		E002/4	ABE	Available on all materials
	E001/6	ABE	Available on all materials		E002/6	ABE	Available on all materials

Evacuation signs

Sign	Symbol	Size	Material	Sign	Symbol	Size	Material
	E/01L	AB	Available on all materials		E/01R	AB	Available on all materials
	E/03	AB	Available on all materials		E/02	AB	Available on all materials
	E/05	AB	Available on all materials		E/04	AB	Available on all materials












EVACUATION

Evacuation signs

Sign	Symbol	Size	Material	Sign	Symbol	Size	Material
	E/07	A B	Available on all materials		E/06	A B	Available on all materials
	6E	A B	Available on all materials		5E	A B	Available on all materials
	7E	A B	Available on all materials		8E	A B	Available on all materials
	E/21	A B	Available on all materials		E/22	A B	Available on all materials
	E/08	A B	Available on all materials		E/09	C F	Available on all materials
	E/13	C F	Available on all materials		1E	D	Available on all materials













EVACUATION

Emergency exits


Sign	Size	Material	Sign	Size	Material
	D	Available on all materials		D	Available on all materials
	D	Available on all materials		D	Available on all materials
	A B	Available on all materials		D	Available on all materials
	D	Available on all materials		D	Available on all materials
	A B	Available on all materials		A B	Available on all materials
	D	Available on all materials	<p>Are you looking for a sign in your own language? Please contact our office. We will prepare project and print it for you. info@anro-safety.com</p>		

EVACUATION

Projecting signs

Sign	Symbol	Size	Material	Sign	Symbol	Size	Material
	E002 W-01	CF	PTAL		E002 W-02	CF	PTAL
	E003 W-01	CF	PTAL		E003 W-02	CF	PTAL
	E004 W-01	CF	PTAL		E004 W-02	CF	PTAL
	E007 W-01	CF	PTAL		E007 W-02	CF	PTAL
	E008 W-01	CF	PTAL		E008 W-02	CF	PTAL
	E010 W-01	CF	PTAL		E010 W-02	CF	PTAL

Large format signs

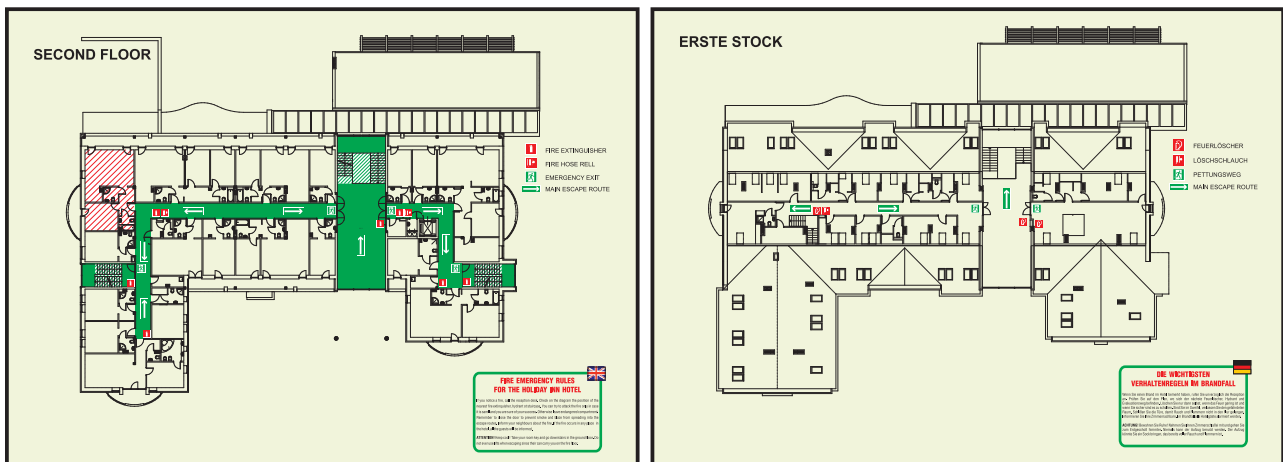


Large format signs are appropriate for use in large industrial facilities and production halls.

Such solutions facilitate the evacuation.

Our large format signs are produced on 5 mm PVC in normal version and are also available with photoluminescent overprints.

Emergency evacuation plans



ANRO specializes in printing evacuation plans for buildings. Evacuation plans in particular show evacuation routes and exits, location of fire-fighting equipment and layout of rooms in building. Plans can be made in exclusive versions with photoluminescent printing on aluminum or plexi glass.

HOW TO ORDER PHOTOLUMINESCENT SIGNS?

Symbol **1E**



1E Size

D



1E **D** Material

PL



PROPER DESCRIPTION

1E **D** **PL**

EVACUATION

Photoluminescent floor markings

The purpose of the additional photoluminescent floor markings is to increase safety of users of objects. We offer you innovative and durable products easy to use in many different environments. By using the best materials and photoluminescent pigments our determination is to obtain the parameters of light in the darkness above the required standards.

Characters are available in terms of illumination A, B, C and D.

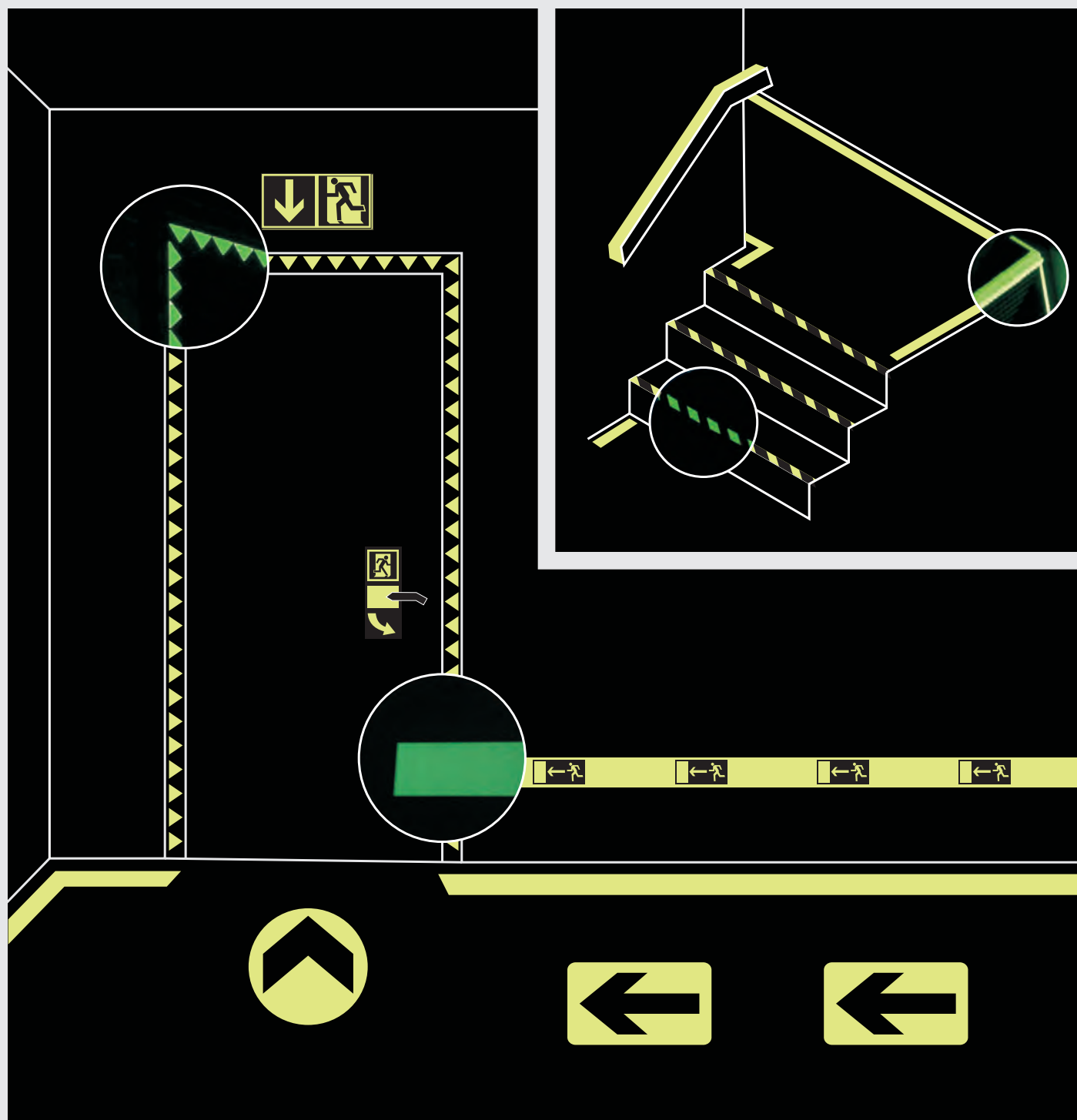
FS - Photoluminescent self-adhesive foil

FO - Reflective foil

Sign	Symbol	Size	Material	Sign	Symbol	Size	Material
	OP1	ø 60mm ø 100mm	FS		OP6	175x110mm	FS
	OP2	ø 60mm ø 100mm	FS		OP7	175x110mm	FS
	OP3	ø 60mm ø 100mm	FS		OP8	ø 60mm ø 100mm	FS FO
	OP4	ø 60mm ø 100mm	FS		OP9	ø 60mm ø 100mm	FS FO
	OP5	ø 60mm ø 100mm	FS		OP10	100mm 200mm	FS

Marking escape routes

In the smoke-filled hallway skirting evacuation systems are the most effective method of marking escape routes. We kindly invite to check our offer for wall and floor marking.



A wide range of photoluminescent tapes in our offer allow to select the appropriate product for widespread use. Marking tape are to use on emergency exit doors, hallways and other dangerous places.







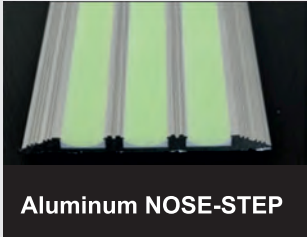



For more tapes - see page 65.

EVACUATION

Photoluminescent products

Photoluminescent anti-skid step strips


Photoluminescent anti-skid step strips not only possess traditional anti-skid function, but most importantly, it can glow and indicate direction in the dark. This product can absorb any visible light and store it for about 10 - 15 mins, then it can glow more than 12 hours sustainably. In addition, this product owns good weather fastness, is easy to fix, easy to clean, non-toxic, non-radioactive, and non-flammable.

Product	Symbol	Size	Brightness (mcd/m ²)	Product	Symbol	Size	Brightness (mcd/m ²)
 Aluminum NOSE-STEP	ALSN-60S-G300B	Width: 60mm Length: 1m or 1,2m	10min: >300 60min: >40	 Aluminum NOSE-STEP	ALSN-50L-G500W	Width: 50mm Length: 1m or 1,2m	10min: >600 60min: >90
 Aluminum NOSE-STEP	ALSN-60S-G200	Width: 60mm Length: 1m or 1,2m	10min: >210 60min: >30	 Aluminum Wall Mount Track	ALWT-60S-G300	Width: 60mm Length: 1m or 1,2m	10min: >300 60min: >40
 Aluminum NOSE-STEP	ALSN-48S-G500	Width: 48mm Length: 1m or 1,2m	10min: >600 60min: >90	 Aluminum Side Edge „L” Markers self-adhesive	ALLS-50L-G300	Width: 50mm Length: 200mm	10min: >300 60min: >40
 Aluminum NOSE-STEP	ALSN-48S-G500W	Width: 48mm Length: 1m or 1,2m	10min: >600 60min: >90	 Non-slip Side Edge „L” Markers self-adhesive	PLS-25L-G200	76mm x 203mm Width: 25mm	10min: >210 60min: >30
 Aluminum NOSE-STEP	ALSN-50L-G500	Width: 50mm Length: 1m or 1,2m	10min: >600 60min: >90	 Non-slip tape	SFP-G200-25 SFP-G200-50	25mm x 10m 50mm x 10m	10min: >210 60min: >30

Photoluminescent tapes

Photoluminescent tape is a self-adhesive material with high intensity luminous values. Wide variety of photoluminescent tapes in our offer allows to choose the right product for particular usage.

It does not matter whether you have to mark evacuation door, corridors or dangerous place – in ANRO offer you will find any product you need.



Photoluminescent reflective tapes

The photoluminescent reflective tape exists in laminated structure, composes of several pairs of photoluminescent layer and reflective layer form inside out, and can both radiate and reflect light.


When there is light shot onto the belt, it will reflect strong light; and when it is in darkness, it will radiate light to give safety indication and warning. The belt can be sewn on garments directly and connected with other objects in an easy way.



EVACUATION

Photoluminescent products

Photoluminescent self-adhesive foil




The photoluminescent self-adhesive vinyl is luminescent product manufactured on the basis of long afterglow photoluminescent powder.

It is photoluminescent film made of soft plastic, backed with adhesive paper, nontoxic and harmless.

It doesn't contain any radioactive elements and it is characterized by quick light absorption, longer afterglow and longer service life.

Photoluminescent foils are available in all luminances classes (A, B, C, D).



Photoluminescent PVC rigid sheet



The photoluminescent PVC rigid sheet is luminescent product manufactured on the basis of long afterglow photoluminescent powder.

It is photoluminescent sheet made of hard plastic, nontoxic and harmless. It doesn't contain any radioactive elements and it is characterized by quick light absorption, longer afterglow and longer service life.

This photoluminescent PVC rigid sheet is produced by mixing photoluminescent powder with several PVC resins under specific process. It features quick light absorption and long afterglow duration and takes the lead in luminance performance among all its peers.

Photoluminescent PVC rigid sheet is available in all luminances classes (A, B, C, D).



Photoluminescent pigments

The photoluminescent pigments offered by our Company are made by activating alkaline earth aluminate with rare earth elements.

This material is characterized by performances such as light absorption, light storage and light radiation and can glow in darkness for 12 hours continuously after it has absorb various visible lights for 10 - 20 minutes.

The product is nontoxic, radioactive free and has stable chemical performance.

Possesses excellent physical and chemical properties, can be used outdoor or in extreme environment, able to resist ultraviolet and maintains its performance basically after thousand hours of exposure to 300W.

It demonstrates sound ability in resisting chemical corrosion and can be applied in a wider temperature range (-20 to +500°C).

It can be made into various photoluminescent products and has been widely applied to fire prevention, signs, household electric appliances, clocks, watches, finery, garments, craftworks, gifts and so on.


Available in multiple photoluminescent colors including red, yellow-green, blue-green, blue, purple and appearance colors.



EVACUATION

Photoluminescent products


Water-based acrylic photoluminescent paints



Water-based acrylic photoluminescent paint is a new environment - friendly paint.

Adopting water as the medium, with the advantages of non-toxicity, hard-flammability, good adhesion, good weather-resistance, outstanding luminance effect, it can be used in such material as cement, wood, metal and plastics etc.

This kind of water-based photoluminescent paint is suitable for using as indoor or outdoor signs paint, not suitable for roads.









FIRE PROTECTION



FIRE PROTECTION

Fire protection signs according to EN ISO 7010:2012

Sign	Symbol	Size	Material	Sign	Symbol	Size	Material
	F001	CF	Available on all materials		F008	CF	Available on all materials
Fire extinguisher				Fixed fire extinguishing battery			
	F002	CF	Available on all materials		F009	CF	Available on all materials
Fire hose reel				Wheeled fire extinguisher			
	F003	CF	Available on all materials		F010	CF	Available on all materials
Fire ladder				Portable foam applicator unit			
	F004	CF	Available on all materials		F011	CF	Available on all materials
Collection of firefighting equipment				Water fog applicator			
	F005	CF	Available on all materials		F012	CF	Available on all materials
Fire alarm call point				Fixed fire extinguishing installation			
	F006	CF	Available on all materials		F013	CF	Available on all materials
Fire emergency telephone				Fixed fire extinguishing bottle			









FIRE PROTECTION

Fire protection signs according to EN ISO 7010:2012

Sign	Symbol	Size	Material	Sign	Symbol	Size	Material
	F014	CF	Available on all materials		F015	CF	Available on all materials
Remote release station				Fire monitor			




























FIRE PROTECTION

Fire protection signs

Sign	Symbol	Size	Material	Sign	Symbol	Size	Material
	1P	CF	Available on all materials		F/03	CF	Available on all materials
	2P	CF	Available on all materials		F/04	CF	Available on all materials
	F/01	CF	Available on all materials		F/05	CF	Available on all materials
	F/02	CF	Available on all materials		F/06	CF	Available on all materials










FIRE PROTECTION

Fire protection signs

Sign	Symbol	Size	Material	Sign	Symbol	Size	Material
	7P	C F	Available on all materials		F/16	105x297	Available on all materials
	8P	C F	Available on all materials		F/17	105x297	Available on all materials
 	F/11	105x297	Available on all materials	 	F/18	105x297	Available on all materials
  	F/12 F/12a F/12b	105x297	Available on all materials	 	F/19	105x297	Available on all materials
  	F/13 F/13a F/13b	105x297	Available on all materials	 	F/20	105x297	Available on all materials
 	F/14	105x297	Available on all materials	  	F/21 F/22 F/24	105x297	Available on all materials
 	F/15	105x297	Available on all materials	 	F/34	105x297	Available on all materials

FIRE PROTECTION

Fire protection signs

Sign	Symbol	Size	Material	Sign	Symbol	Size	Material
 	F/35	105x297	Available on all materials	 	F/43	105x297	Available on all materials
 	F/36	105x297	Available on all materials	 	F/44	105x297	Available on all materials
 	F/37	105x297	Available on all materials	 	F/45	105x297	Available on all materials
 	F/38 F/39	105x297	Available on all materials		50P	L	F P
 	F/40	105x297	Available on all materials		51P	L	F P
 	F/41	105x297	Available on all materials		53P	B	F P
 	F/42	105x297	Available on all materials		54P	B	F P

Spatial signage fitting systems

Signage fitting systems were created to make it easier to display the necessary signs in a legible way.

There are two basic fitting systems:

- sign holders,
- spatial display cubes.

The basic function of sign holders is to display signs in a way which makes it easier to navigate around rooms with an unusual layout. Spatial display cubes are used, among others, to display fire hydrant signs and other special signs, such as "assembly point". They are made of highest-quality materials, which ensures a durable and aesthetically pleasing display of signage.

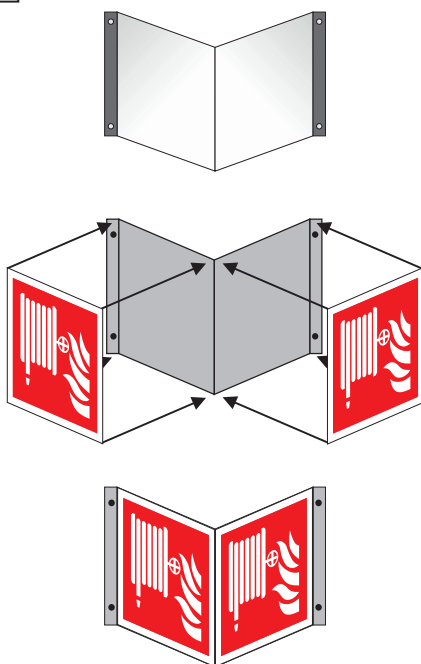
Holders

Sign holders are a functional solution for spatial display of pictograms. They are key for ensuring an efficient labelling of escape routes or fire equipment locations in areas where traditional signage would be unnoticeable or impossible to use.

Sign holders are made of rigid PVC, 1.00 mm or aluminum 0.6 mm in thickness. Pictogram contents chosen by the customer can be printed directly on the sign holder surface to achieve the most durable signage. Each sign can be printed with photoluminescent pigment as well.

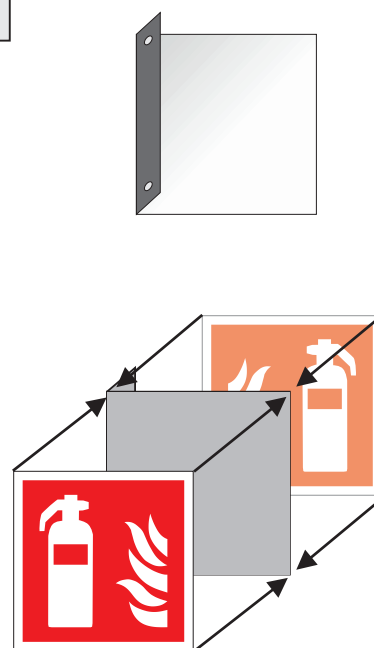
W-02

CF















W-01

CF



FIRE PROTECTION

Projecting signs

Sign	Symbol	Size	Material	Sign	Symbol	Size	Material
	F001 W-01	CF	PTAL		F001 W-02	CF	PTAL
	F002 W-01	CF	PTAL		F002 W-02	CF	PTAL
	F003 W-01	CF	PTAL		F003 W-02	CF	PTAL
	F004 W-01	CF	PTAL		F004 W-02	CF	PTAL
	F005 W-01	CF	PTAL		F005 W-02	CF	PTAL
	F006 W-01	CF	PTAL		F006 W-02	CF	PTAL

The spatial installation of signs


The ANRO spatial installation system has been developed for multi-presentation safety marking, especially fire hydrant markings and information signs, such as the sign "Assembly point". The spatial constructions are available in the following sizes:

FORMATS:

200x300 mm
350x500 mm
500x650 mm

FORMATS:

200x200 mm
350x350 mm
500x500 mm



The shape and design:


- solid and spatial post

Material:

- galvanized steel

Features:

- large resistance to atmospheric conditions
- easy installation
- high rigidity with less weight



HEALTH AND SAFETY AT WORK



HEALTH AND SAFETY AT WORK

Prohibition signs EN ISO 7010:2012

Sign	Symbol	Size	Material	Sign	Symbol	Size	Material
 General prohibition sign	P001	CH H2	F P FM	 No metallic articles or watches	P008	CH H2	F P FM
 No smoking	P002	CH H2	F P FM	 Do not touch	P010	CH H2	F P FM
 No open flame, fire, open ignition source and smoking prohibited	P003	CH H2	F P FM	 Do not extinguish with water	P011	CH H2	F P FM
 No thoroughfare	P004	CH H2	F P FM	 No heavy load	P012	CH H2	F P FM
 Not drinking water	P005	CH H2	F P FM	 No activated mobile phone	P013	CH H2	F P FM
 No access for forklift trucks and other industrial vehicles	P006	CH H2	F P FM	 No access for people with metallic implants	P014	CH H2	F P FM
 No access for people with active implanted cardiac devices	P007	CH H2	F P FM	 No reaching in	P015	CH H2	F P FM

HEALTH AND SAFETY AT WORK

Prohibition signs EN ISO 7010:2012

Sign	Symbol	Size	Material	Sign	Symbol	Size	Material
 Do not spray with water	P016	CH H2	F P FM	 Do not obstruct	P023	CH H2	F P FM
 No pushing	P017	CH H2	F P FM	 Do not walk or stand here	P024	CH H2	F P FM
 No sitting	P018	CH H2	F P FM	 Do not use this incomplete scaffold	P025	CH H2	F P FM
 No stepping on surface	P019	CH H2	F P FM	 Do not use this device in a bathtub, shower or water-filled reservoir	P026	CH H2	F P FM
 Do not use lift in the event of fire	P020	CH H2	F P FM	 Do not use this lift for people	P027	CH H2	F P FM
 No dogs	P021	CH H2	F P FM	 Do not wear gloves	P028	CH H2	F P FM
 No eating or drinking	P022	CH H2	F P FM	 No photography	P029	CH H2	F P FM

HEALTH AND SAFETY AT WORK

Prohibition signs EN ISO 7010:2012

Sign	Symbol	Size	Material	Sign	Symbol	Size	Material
 Do not tie knots in rope	P030	CH H2	F P FM	 Do not wear metal-studded footwear	P035	CH H2	F P FM
 Do not alter the state of the switch	P031	CH H2	F P FM	 No children allowed	P036	CH H2	F P FM
 Do not use for face grinding	P032	CH H2	F P FM	 Do not leave the tow-track	P037	CH H2	F P FM
 Do not use for wet grinding	P033	CH H2	F P FM	 Do not swing the chair	P038	CH H2	F P FM
 Do not use with hand-held grinding machine	P034	CH H2	F P FM	 Hot works prohibited	P039	CH H2	F P FM

If you need any customized sign, please contact our office:
info@anro-safety.com

HOW TO ORDER SIGNS?

Symbol **P005**

P005 Size **C**




































P005 **C** Material **P**

P005 **C** **P**

PROPER DESCRIPTION

HEALTH AND SAFETY AT WORK

Prohibition signs EN ISO 7010:2012

Signs with text						Size	Material				
P001/1		P002/1		P003/1		P004/1		P005/1		C1	F P FM
P006/1		P007/1		P008/1		P010/1		P011/1		C1	F P FM
P012/1		P013/1		P014/1		P016/1		P017/1		C1	F P FM
P018/1		P019/1		P020/1		P021/1		P022/1		C1	F P FM
P023/1		P024/1		P025/1		P026/1		P027/1		C1	F P FM
P028/1		P029/1		P030/1		P031/1		P032/1		C1	F P FM
P033/1		P034/1		P035/1		P036/1		P038/1		C1	F P FM

HEALTH AND SAFETY AT WORK

Mandatory signs EN ISO 7010:2012

Sign	Symbol	Size	Material	Sign	Symbol	Size	Material
 General mandatory action sign	M001	CH H2	F P FM	 Wear safety footwear	M008	CH H2	F P FM
 Refer to instruction manual/booklet	M002	CH H2	F P FM	 Wear protective gloves	M009	CH H2	F P FM
 Wear ear protection	M003	CH H2	F P FM	 Wear protective clothing	M010	CH H2	F P FM
 Wear eye protection	M004	CH H2	F P FM	 Wash your hands	M011	CH H2	F P FM
 Connect an earth terminal to the ground	M005	CH H2	F P FM	 Use handrail	M012	CH H2	F P FM
 Disconnect main plug from electrical outlet	M006	CH H2	F P FM	 Wear a face shield	M013	CH H2	F P FM
 Opaque eye protection must be worn	M007	CH H2	F P FM	 Wear head protection	M014	CH H2	F P FM









HEALTH AND SAFETY AT WORK

Mandatory signs EN ISO 7010:2012

Sign	Symbol	Size	Material	Sign	Symbol	Size	Material
 Wear high-visibility clothing	M015	CH H2	F P FM	 Use barrier cream	M022	CH H2	F P FM
 Wear a mask	M016	CH H2	F P FM	 Use footbridge	M023	CH H2	F P FM
 Wear respiratory protection	M017	CH H2	F P FM	 Use this walkway	M024	CH H2	F P FM
 Wear a safety harness	M018	CH H2	F P FM	 Protect infants eyes with opaque eye protection	M025	CH H2	F P FM
 Wear a welding mask	M019	CH H2	F P FM	 Use protective apron	M026	CH H2	F P FM
 Wear safety belts	M020	CH H2	F P FM	 Check guard	M027	CH H2	F P FM
 Disconnect before carrying out maintenance or repair	M021	CH H2	F P FM	 Keep locked	M028	CH H2	F P FM

HEALTH AND SAFETY AT WORK

Mandatory signs EN ISO 7010:2012

Sign	Symbol	Size	Material	Sign	Symbol	Size	Material
 Sound horn	M029	CHH2	F P FM	 Close safety bar of chairlift	M033	CHH2	F P FM
 Use litter bin	M030	CHH2	F P FM	 Open safety bar of chairlift	M034	CHH2	F P FM
 Use table saw adjustable guard	M031	CHH2	F P FM	 Immediately leave the tow-track in the event of falling	M035	CHH2	F P FM
 Wear anti-static footwear	M032	CHH2	F P FM	 Lift ski tips	M036	CHH2	F P FM



HEALTH AND SAFETY AT WORK

Mandatory signs EN ISO 7010:2012

Signs with text					Size	Material					
M001/1		M002/1		M003/1		M004/1		M005/1		C1	F P FM
M006/1		M007/1		M008/1		M009/1		M010/1		C1	F P FM
M011/1		M012/1		M013/1		M014/1		M015/1		C1	F P FM
M016/1		M017/1		M018/1		M019/1		M020/1		C1	F P FM
M021/1		M022/1		M023/1		M024/1		M025/1		C1	F P FM
M026/1		M027/1		M028/1		M029/1		M030/1		C1	F P FM
M031/1		M032/1		M033/1		M034/1		M036/1		C1	F P FM

HEALTH AND SAFETY AT WORK

Warning signs EN ISO 7010:2012

Sign	Symbol	Size	Material	Sign	Symbol	Size	Material
 General warning sign	W001	CHH2	F P FM	 Warning: Drop (fall)	W008	CHH2	F P FM
 Warning: Explosive material	W002	CHH2	F P FM	 Warning: Biological hazard	W009	CHH2	F P FM
 Warning: Radioactive material or ionizing radiation	W003	CHH2	F P FM	 Warning: Low temperature/ freezing conditions	W010	CHH2	F P FM
 Warning: Laser beam	W004	CHH2	F P FM	 Warning: Slippery surface	W011	CHH2	F P FM
 Warning: Non-ionizing radiation	W005	CHH2	F P FM	 Warning: Electricity	W012	CHH2	F P FM
 Warning: Magnetic field	W006	CHH2	F P FM	 Warning: Guard dog	W013	CHH2	F P FM
 Warning: Floor-level obstacle	W007	CHH2	F P FM	 Warning: Forklift trucks and other industrial vehicles	W014	CHH2	F P FM




HEALTH AND SAFETY AT WORK

Warning signs EN ISO 7010:2012

Sign	Symbol	Size	Material	Sign	Symbol	Size	Material
	W015	CH H2	F P FM		W022	CH H2	F P FM
Warning: Overhead load				Warning: Sharp element			
	W016	CH H2	F P FM		W023	CH H2	F P FM
Warning: Toxic material				Warning: Corrosive substance			
	W017	CH H2	F P FM		W024	CH H2	F P FM
Warning: Hot surface				Warning: Crushing of hands			
	W018	CH H2	F P FM		W025	CH H2	F P FM
Warning: Automatic start-up				Warning: Counterrotating rollers			
	W019	CH H2	F P FM		W026	CH H2	F P FM
Warning: Crushing				Warning: Battery charging			
	W020	CH H2	F P FM		W027	CH H2	F P FM
Warning: Overhead obstacle				Warning: Optical radiation			
	W021	CH H2	F P FM		W028	CH H2	F P FM
Warning: Flammable material				Warning: Oxidizing substance			

HEALTH AND SAFETY AT WORK

Warning signs EN ISO 7010:2012

Sign	Symbol	Size	Material	Sign	Symbol	Size	Material
	W029	CHH2	F P FM		W033	CHH2	F P FM
Warning: Pressurized cylinder				Warning: Barbed wire			
	W030	CHH2	F P FM		W034	CHH2	F P FM
Warning: Hand crushing between press brake tool				Warning: Bull			
	W031	CHH2	F P FM		W035	CHH2	F P FM
Warning: Hand crushing between press brake and material				Warning: Falling objects			
	W032	CHH2	F P FM		W036	CHH2	F P FM
Warning: Rapid movement of workpiece in press brake				Warning: Sudden loud noise			















HEALTH AND SAFETY AT WORK

Warning signs EN ISO 7010:2012

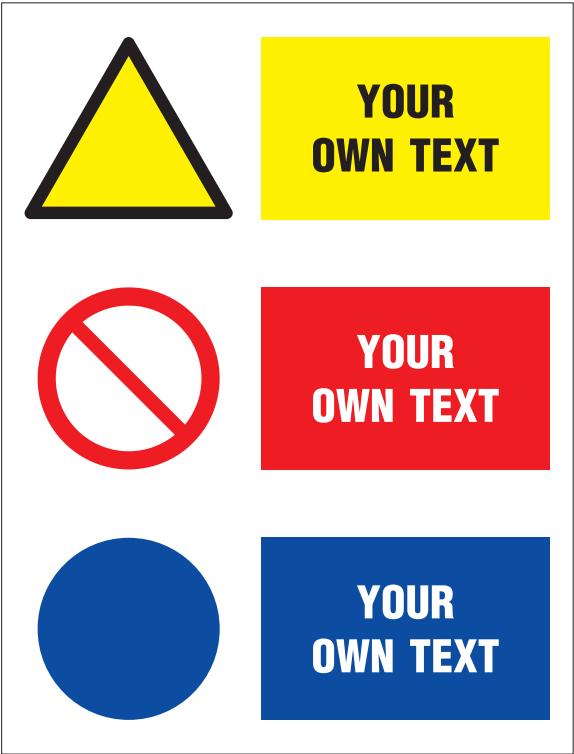
Signs with text							Size	Material			
W001/1	 YOUR OWN TEXT	W002/1	 WARNING! EXPLOSIVE MATERIAL	W003/1	 WARNING! RADIOACTIVE MATERIAL OR IONIZING RADIATION	W004/1	 WARNING! LASER BEAM	W005/1	 WARNING! NON-IONIZING RADIATION	C1	F P FM
W006/1	 WARNING! MAGNETIC FIELD	W007/1	 WARNING! FLOOR-LEVEL OBSTACLE	W008/1	 WARNING! DROP (FALL)	W009/1	 WARNING! BIOLOGICAL HAZARD	W010/1	 WARNING! LOW TEMPERATURE	C1	F P FM
W011/1	 WARNING! SLIPPERY SURFACE	W012/1	 WARNING! ELECTRICITY	W013/1	 WARNING! GUARD DOG	W014/1	 WARNING! FORKLIFT TRUCKS AND OTHER INDUSTRIAL VEHICLES	W015/1	 WARNING! OVERHEAD LOAD	C1	F P FM
W016/1	 WARNING! TOXIC MATERIAL	W017/1	 WARNING! HOT SURFACE	W018/1	 WARNING! AUTOMATIC START-UP	W019/1	 WARNING! CRUSHING	W020/1	 WARNING! OVERHEAD OBSTACLE	C1	F P FM
W021/1	 WARNING! FLAMMABLE MATERIAL	W022/1	 WARNING! SHARP ELEMENT	W023/1	 WARNING! CORROSIVE SUBSTANCE	W024/1	 WARNING! CRUSHING OF HANDS	W025/1	 WARNING! COUNTERROTATING ROLLERS	C1	F P FM
W026/1	 WARNING! BATTERY CHARGING	W027/1	 WARNING! OPTICAL RADIATION	W028/1	 WARNING! OXIDIZING SUBSTANCE	W029/1	 WARNING! PRESSURIZED CYLINDER	W030/1	 WARNING! HAND CRUSHING BETWEEN PRESS BRAKE TOOL	C1	F P FM
W032/1	 WARNING! RAPID MOVEMENT OF WORKPIECE IN PRESS BRAKE	W033/1	 WARNING! BARBED WIRE	W034/1	 WARNING! BULL	W035/1	 WARNING! FALLING OBJECTS	W036/1	 WARNING! SUDDEN LOUD NOISE	C1	F P FM

HEALTH AND SAFETY AT WORK

Combined signs

Combined signs			Size	Material
<div>1.0z</div> <div>  <div>DANGER EXPLOSIVE ATMOSPHERE</div>  <div>NO SMOKING</div> </div>	<div>2.0z</div> <div>  <div>WARNING! HOT SURFACE</div>  <div>DO NOT TOUCH</div> </div>	<div>7.0z</div> <div>  <div>WARNING! FORKLIFT TRUCKS AND OTHER INDUSTRIAL VEHICLES</div>  <div>NO THOROUGHFARE</div> </div>	C1	F P FM
<div>4.0z</div> <div>  <div>WARNING: CORROSIVE SUBSTANCE</div>  <div>WEAR PROTECTIVE GLOVES</div> </div>	<div>6.0z</div> <div>  <div>WARNING! HOT SURFACE</div>  <div>WEAR PROTECTIVE GLOVES</div> </div>	<div>8.0z</div> <div>  <div>WARNING! FLOOR-LEVEL OBSTACLE</div>  <div>WEAR A SAFETY HARNES</div> </div>	C1	F P FM

Custom-made signs



CREATE YOUR OWN SIGN











If you are looking for your own sign, please choose the right pictogram and add your own text.

We will print it for you on any material and in any size.

If you have any questions, please contact our office:
info@anro-safety.com

Set of signs

It is also possible to order OHS labels in the form of the following sets. To order a specific set, please select needful pictogram from the Occupational Health and Safety section (p. 36 - 47) or the Chemical Labeling section (p. 60 - 61) . All pictograms on the sheets are available in a format adapted to customer requirements.



HEALTH AND SAFETY AT WORK

Additional health and safety signs

Sign	Symbol	Size	Material	Sign	Symbol	Size	Material
 No entry for unauthorized	V/03	CHH2	F P FM	 Do not cover	V/30	CHH2	F P FM
 Climb forbidden for unauthorized	V/21	CHH2	F P FM	 Do not insert a needle	V/29	CHH2	F P FM
 Occur behind the swivel arm is prohibited	V/33	CHH2	F P FM	 Do not fold	V/31	CHH2	F P FM
 Use conductive shoes	G/33	CHH2	F P FM	 Use face protection	G/09	CHH2	F P FM
 Lift only with help	G/25	CHH2	F P FM	 Use safety harness	G/27	CHH2	F P FM
 Warning: milling wave	W/37	CHH2	F P FM	 Warning: danger of tipping when rolling	W/35	CHH2	F P FM
 Warning: crushing hands	W/19	CHH2	F P FM	 Warning: moving conveyor on track	W/33	CHH2	F P FM




ACETYLENE

PIPE MARKING

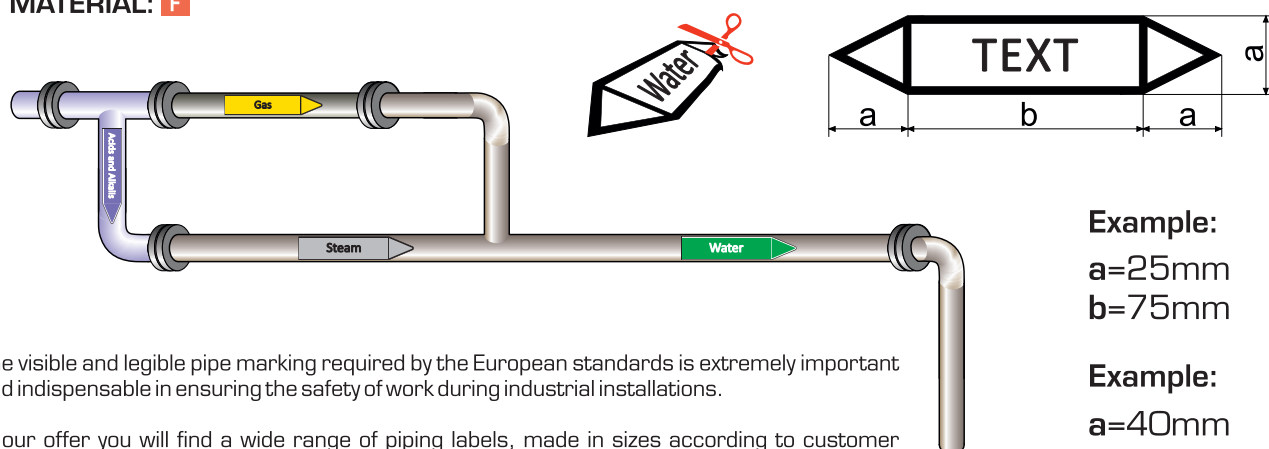
PIPE MARKING

Pipeline identification

Examples of pipe marking



MATERIAL: F



Example:
a=25mm
b=75mm

Example:
a=40mm
b=120mm

The visible and legible pipe marking required by the European standards is extremely important and indispensable in ensuring the safety of work during industrial installations.













In our offer you will find a wide range of piping labels, made in sizes according to customer requirements.

Sign (Example)	Symbol	Size	Material
	1K1	Available in all sizes	F
	1K2	Available in all sizes	F
	1K18	Available in all sizes	F

Sign	
WATER 1K/...	
1. Canal Water	19. Hot Water Return
2. Chilled Water	20. Hot Water Supply
3. Chilled Water Return	21. Industrial Water
4. Chilled Water Supply	22. Mains Water
5. Chlorated Water	23. Non-Drinking Water
6. Cold Feed	24. Process Water
7. Cold Water Return	25. Raw Water
8. Cold Water Supply	26. Return
9. Condensate	27. Salt Water
10. Condensate Return	28. Soft Water
11. Condensate Supply	29. Sprinkler Water
12. Cooling Water	30. Supply
13. Demineralised Water	31. Tank Water
14. Drain	32. Towns Water
15. Drinking Water	33. Treated Water
16. Heating Return	34. Waste Water
17. Heating Supply	35. Water
18. Hot Water	36. Well Water

PIPE MARKING


Pipeline identification


Sign (Example)	Symbol	Size	Material	Sign
	2K1	Available in all sizes		FIRE FIGHTING 2K/... <ol style="list-style-type: none"> 1. Fire Extinguishing 2. Fire Main 3. Fire Protection Water 4. Foam 5. Sprinklers
	3K2	Available in all sizes		OTHER LIQUIDS 3K/... <ol style="list-style-type: none"> 1. Beer 2. Detergent 3. Milk 4. Refrigerated Liquid
	4K1	Available in all sizes		AIR 4K/... <ol style="list-style-type: none"> 1. Air 2. Breathing Air 3. Compressed Air 4. Exhaust 5. Exhaust Air 6. High Pressure Air 7. Hot Air 8. Instrument Air 9. Low Pressure Air 10. Plant Air 11. Return 12. Vacuum 13. Vent 14. Ventilation Air 15. Wet Air
	4K2	Available in all sizes		
	5K1	Available in all sizes		GAS 5K/... <ol style="list-style-type: none"> 1. Acetylene 2. Ammonia 3. Argon 4. Bio Gas 5. Bio Methane 6. Butene 7. Carbon Dioxide 8. Carbon Monoxide 9. Chlorine 10. CO2 11. Condensate 12. Drain 13. Freon 14. Natural Gas 15. Nitrogen 16. Oxygen
	5K2	Available in all sizes		


PIPE MARKING


Pipeline identification


Sign (Example)	Symbol	Size	Material
----------------	--------	------	----------

	6K1	Available in all sizes	F
---	-----	-------------------------------	----------

	6K2	Available in all sizes	F
---	-----	-------------------------------	----------

	7K1	Available in all sizes	F
---	-----	-------------------------------	----------

	8K1	Available in all sizes	F
---	-----	-------------------------------	----------

	8K3	Available in all sizes	F
---	-----	-------------------------------	----------

Sign

COMBUSTIBLE LIQUIDS 6K/...

- | | |
|----------------|---------------------|
| 1. Acetone | 10. Fuel Oil |
| 2. Crude Oil | 11. Glycol |
| 3. Diesel | 12. Heating Oil |
| 4. Diesel Fuel | 13. Hydraulic Oil |
| 5. Diesel Oil | 14. Lubricating Oil |
| 6. Emulsion | 15. Oil |
| 7. Ethanol | 16. Refrigerant 22 |
| 8. Freon 22 | 17. White Spirit |
| 9. Fuel | |

STEAM 7K/...

- | | |
|------------------------|-----------------|
| 1. Exhaust Steam | 4. Steam |
| 2. High Pressure Steam | 5. Steam Supply |
| 3. Low Pressure Steam | 6. Steam Return |

ACIDS AND ALKALIS 8K/...

- | | |
|----------------------|-------------------------|
| 1. Acetic Acid | 9. Oleum |
| 2. Acid | 10. Phosphoric Acid |
| 3. Alkaloid | 11. Phthalic Anhydride |
| 4. Ammonia | 12. Sodium Hydroxide |
| 5. Anhydrous Ammonia | 13. Sodium Hypochlorite |
| 6. Caustic | 14. Sodium Nitrite |
| 7. Hydrochloric Acid | 15. Sulphuric Acid |
| 8. Nitric Acid | |

HOW TO ORDER SIGNS?

Symbol **1K7**



1K7 Size **x mm**



1K7 **x mm** Material **F**



PROPER DESCRIPTION





















1K7 **x mm** **F**



MARITIME SIGNS

MARITIME SIGNS

Maritime signs according to ISO 7010

Sign	Symbol	Size	Material	Sign	Symbol	Size	Material		
	Shipboard general alarm	E031	C F	Available on all materials		Lifejacket	E044	C F	Available on all materials
	Shipboard assembly station	E032	C F	Available on all materials		Child's lifejacket	E045	C F	Available on all materials
	Lifeboat	E036	C F	Available on all materials		Infant's lifejacket	E046	C F	Available on all materials
	Rescue boat	E037	C F	Available on all materials		Search and rescue transponder	E047	C F	Available on all materials
	Liferaft	E038	C F	Available on all materials		Survival craft distress signal	E048	C F	Available on all materials
	Davit-launched liferaft	E039	C F	Available on all materials		Rocket parachute flare	E049	C F	Available on all materials
	Lifebuoy	E040	C F	Available on all materials		Line-throwing appliance	E050	C F	Available on all materials
	Lifebuoy with line	E041	C F	Available on all materials		Two-way VHF radiotelephone apparatus	E051	C F	Available on all materials
	Lifebuoy with light	E042	C F	Available on all materials		Emergency position indicating radio beacon	E052	C F	Available on all materials
	Lifebuoy with line and light	E043	C F	Available on all materials		Embarkation ladder	E053	C F	Available on all materials


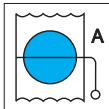

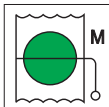

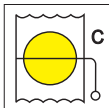

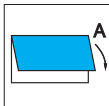
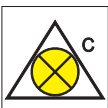
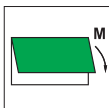

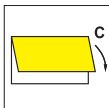




Maritime signs according to ISO 7010

Sign	Symbol	Size	Material	Sign	Symbol	Size	Material		
	Marine evacuation slide	E054	C F	Available on all materials		Lower liferaft to the water in launch sequence	M040	C F	Available on all materials
	Marine evacuation chute	E055	C F	Available on all materials		Lower rescue boat to the water in launch sequence	M041	C F	Available on all materials
	Survival clothing	E056	C F	Available on all materials		Release falls in launch sequence	M042	C F	Available on all materials
	Close and secure hatches in launch sequence	M037	C F	Available on all materials		Start water spray in launch sequence	M043	C F	Available on all materials
	Start engine in launch sequence	M038	C F	Available on all materials		Start air supply in launch sequence	M044	C F	Available on all materials
	Lower lifeboat to the water in launch sequence	M039	C F	Available on all materials		Release lifeboat grips in launch sequence	M045	C F	Available on all materials



MARITIME SIGNS

Maritime signs

Sign	Symbol	Size	Material	Sign	Symbol	Size	Material		
	Space or group of spaces monitored by flame detector(s)	S79	C F	Available on all materials		Fire damper A for accommodation and service spaces	S87	C F	Available on all materials
	Space monitored by gas detector(s)	S80	C F	Available on all materials		Fire damper M for machinery spaces	S88	C F	Available on all materials
	Ventilation remote control or shut-off for accommodation	S81	C F	Available on all materials		Fire damper C for cargo spaces	S89	C F	Available on all materials
	Ventilation remote control or shut-off for machinery spaces	S82	C F	Available on all materials		Closing device for the accommodation ventilation inlet or outlet	S90	C F	Available on all materials
	Ventilation remote control or shut-off for cargo spaces	S83	C F	Available on all materials		Closing device for machinery spaces ventilation inlet or outlet	S91	C F	Available on all materials
	Remote control for skylight	S84	C F	Available on all materials		Closing device for cargo spaces ventilation inlet or outlet	S92	C F	Available on all materials
	Remote control for watertight doors	S85	C F	Available on all materials		"A" class division	S99	C F	Available on all materials
	Remote control for fire doors	S86	C F	Available on all materials		"B" class division	S100	C F	Available on all materials

For more maritime signs please contact with our office: info@anro-safety.com

HOW TO ORDER SIGNS?

Symbol M037



M037 Size **C**



M037 **C** Material **PL**



PROPER DESCRIPTION










M037 **C** **PL**



ALTERNATIVE SIGNS







ALTERNATIVE SIGNS

Hazard signs - GHS labels

Sign	Symbol	Size	Material	Sign	Symbol	Size	Material
	Skull & Crossbones <ul style="list-style-type: none">- Acute toxicity (fatal or toxic)	T30	H Z F P		Flame Over Circle <ul style="list-style-type: none">- Oxidizing gases- Oxidizing liquids- Oxidizing solids	T35	H Z F P
	Health Hazard <ul style="list-style-type: none">- Carcinogen- Mutagenicity- Reproductive toxicity- Respiratory sensitizer- Target organ toxicity- Aspiration toxicity	T31	H Z F P		Exploding Bomb <ul style="list-style-type: none">- Explosives- Self-reactives- Organic Peroxides	T36	H Z F P
	Corrosion <ul style="list-style-type: none">- Skin corrosion/burns- Eye damage- Corrosive to metals	T32	H Z F P		Gas Cylinder <ul style="list-style-type: none">- Gases under pressure	T37	H Z F P
	Exclamation Mark <ul style="list-style-type: none">- Irritant (eye & skin)- Skin sensitizer- Acute toxicity- Narcotic effects- Respiratory tract irritant- Hazardous to ozone layer (non-mandatory)	T33	H Z F P		Environment <ul style="list-style-type: none">- Aquatic toxicity	T38	H Z F P
	Flame <ul style="list-style-type: none">- Flammables- Pyrophorics- Self-heating- Emits flammable gas- Self-reactives- Organic peroxides	T34	H Z F P	For customers requirement signs are also available in A4 sheet.			





















ALTERNATIVE SIGNS

ADR hazard warning labels

Sign	Symbol	Size	Material	Sign	Symbol	Size	Material
 Flammable liquid materials	T1	F H Z	F P	 Poison	T4	H Z	F P
 Flammable solid materials	T2	H Z	F P	 Oxidizing	T5	H Z	F P
 Flammable	T3	H Z	F P	 Oxidizing	T6	H Z	F P










ALTERNATIVE SIGNS

ADR hazard warning labels

Sign	Symbol	Size	Material	Sign	Symbol	Size	Material
	Oxidizing	T7	H Z F P		Explosive	T19	H Z F P
	Corrosive	T8	F H Z F P		Explosive	T20	H Z F P
	Non-toxic non-flammable gas	T9	H Z F P		Explosive	T21	H Z F P
	Non-toxic non-flammable gas	T10	H Z F P		Explosive	T22	H Z F P
	Dangerous when wet	T11	H Z F P		Flammable liquid	T23	F H Z F P
	Dangerous when wet	T12	H Z F P		Flammable liquid	T24	F H Z F P
	Flammable liquid	T13	F H Z F P		Environmentally hazardous	T25	H Z F P
	Miscellaneous dangerous goods	T14	H Z F P		Limited Quantities	T26	H Z F P
	Radioactive	T15	H Z F P		Limited Quantities	T27	H Z F P
	Infectious substances	T16	H Z F P		Limited Quantities	T28	300x400 F P

ALTERNATIVE SIGNS
















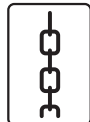








Marking on waste containers

Sign	Symbol	Size	Material	Sign	Symbol	Size	Material
	145	F1P	F		151	F1P	F
	146	F1P	F		152	F1P	F
	147	F1P	F		153	F1P	F
	148	F1P	F		154	F1P	F
	149	F1P	F		155	F1P	F
	150	F1P	F		156	F1P	F
	159	F1P	F		158	F1P	F

Other formats and materials according to customer requirements.

























ALTERNATIVE SIGNS

Shipping labels

Sign	Symbol	Size	Material	Sign	Symbol	Size	Material
 This side up	1NP			 Handle with care	5NP		
 Keep dry	2NP			 Do not stack - max 2	6NP		
 Fragile	3NP			 Place of fixing ropes, chains	7NP		
 Use no hooks	4NP			 Keep away from heat (sunlight)	8NP		





ALTERNATIVE SIGNS

Transparent signs

Sign	Symbol	Size	Material	Sign	Symbol	Size	Material
 DO NOT TOUCH!	116			 SILENCE ZONE	120		
 PLEASE CLOSE THE DOOR, AIR CONDITIONED	117			 CAUTION! AUTOMATIC DOOR	121		
 NO MOBILE PHONES	118			 WI-FI HOT SPOT	122		
 MONITORED AREA	119			 NO RUNNING!	123		

ALTERNATIVE SIGNS

Transparent signs

Sign	Symbol	Size	Material	Sign	Symbol	Size	Material
	124	D	F		126	D	F
	125	D	F		127	D	F

ALTERNATIVE SIGNS

Large format information boards adapted to individual requirements

Custom signs

It is possible to order custom signs and markings using a variety of materials in any color:

- hard and foamed PVC
- self-adhesive foil
- acrylic plate
- aluminum
- steel sheet - galvanized, powder coated
- photoluminescent materials
- magnetic film
- priplak
- dibond













We can also offer you:

- signage boards
- photographic signs
- plans for plants created on an individual basis
- other by requirements
- safety posters

Thanks to the use of the best materials all our products are of very high quality and durability.



Warning tapes

SELF - ADHESIVE TAPE BLACK/YELLOW TF01	width x length	material	SELF - ADHESIVE TAPE WHITE/RED TF02	width x length	material
	5cm/10m 10cm/10m 5cm/1m 10cm/1m	FL		5cm/1m 10cm/1m	FLA F FO
SELF - ADHESIVE PHOTOLUMINESCENT TAPE TF03	width x length	material	REFLECTIVE TAPE BLACK/YELLOW TF01	width x length	material
	5cm/10m 10cm/10m 5cm/1m 10cm/1m	FL		5cm/1m 10cm/1m	F FO
WARNING SELF - ADHESIVE TAPE BLACK/YELLOW TS01	width x length	material	WARNING SELF - ADHESIVE TAPE WHITE/RED TS02	width x length	material
	5cm/33m 10cm/33m	F		5cm/33m 10cm/33m	F
WARNING SELF - ADHESIVE TAPE YELLOW TS03	width x length	material	WARNING SELF - ADHESIVE TAPE TS04	width x length	material
	5cm/33m 10cm/33m	F		5cm/33m	F
BORDERING TAPE T001	width x length	material	ANTI - SKID PHOTOLUMINESCENT TAPE TAF YELLOW/BLACK	width x length	material
	8cm/100m 8cm/250m 8cm/500m	FZ		5cm/1m 10cm/1m	FL
ANTI - SKID TAPE TA01	width x length	material	ANTI - SKID PHOTOLUMINESCENT TAPE TAF YELLOW	width x length	material
	2,5cm/1m 5cm/1m	F		5cm/1m 10cm/1m	FL

HOW TO ORDER TAPES?



ALTERNATIVE SIGNS

Fire and Safety Instructions


Sign	Symbol	Size	Material	Sign	Symbol	Size	Material
		210x300 250x350 350x500 700x1000	P			210x300 250x350 350x500 700x1000	P
		210x300 250x350 350x500 700x1000	P			210x300 250x350 350x500 700x1000	P
		210x300 250x350 350x500 700x1000	P			210x300 250x350 350x500 700x1000	P
		210x300 250x350 350x500 700x1000	P			210x300 250x350 350x500 700x1000	P

Sign	Symbol	Size	Material	Sign	Symbol	Size	Material
	1	T	F P FM		59	F H	F P FM
	7	T	F P FM		60	F H	F P FM
	13	T	F P FM		61	F H	F P FM
	17	T	F P FM		62	F H	F P FM
	18	T	F P FM		63	F H	F P FM
	19	T	F P FM		64	F H	F P FM
	38	T	F P FM		65	F H	F P FM
	56	G	F P FM		66	F H	F P FM
	57	G	F P FM		67	F H	F P FM
	58	F H	F P FM		68	F H	F P FM

ALTERNATIVE SIGNS

Alternative signs

Sign	Symbol	Size	Material	Sign	Symbol	Size	Material
	1G	H	F P FM		3SB	C	F P FM
	2G	F	F P FM		4SB	C	F P FM
	3G	C1	F P FM		5SB	C	F P FM
	4G	C1	F P FM		6SB	C	F P FM
	9G	C1	F P FM		7SB	L	F P FM
	10G	C1	F P FM		8SB	L	F P FM
	19G	L	F P FM		9SB	C	F P FM
	20G	L	F P FM		10SB	C	F P FM
	1SB	C	F P FM		11SB	C	F P FM
	2SB	C	F P FM		12SB	L	F P FM



LOCKOUT SYSTEM



LOCKOUT SYSTEM

What is Lockout System

Correct use of the lockout system



1

Identify all sources of energy and potential threats



2

Switch the device or machine off



3

Lock while switched off




4

Mark with a tagout tag



5

Carry out a test



6

Perform the task



7

Restart



8

Display information

Lockout services

Pre-deployment audit

The aim of the audit is to correctly identify sources of energy and cut-off components and to select the right locks. Based on the audit we will present an example offer for you with a deployment proposal.

Procedures

Comprehensive implementation of the lockout system at the facilities also involves lockout procedures. Only correctly set procedures adjusted to the conditions at the facility guarantee efficiency of the system. Our OHS experts provide professional services in that regard. The developed procedures will ensure safety of your employees during repairs and maintenance works performed on machines and systems at your facility.

Training

ANRO also provides training services in the scope of the LOTO system. According to the OSHA guidelines, basic training in the scope of the lockout system should be provided to all staff. Employees directly using the system should receive extended training, focusing on good knowledge of related procedures.

We offer the following training options:

1. Basic lockout/tagout training (should be provided to all employees) - theoretical training to provide basic knowledge of the system.
2. Training for system users (maintenance units, OHS operators, electricians, etc.) - detailed theoretical knowledge combined with practical training on machines and devices.
3. Periodic lockout training - necessary knowledge, raising awareness of the lockout system among staff. Training at facilities where the lockout system is already in place to combine employee experience with expert knowledge, reinforcing the knowledge of lockout procedures.
4. Lockout leader training - our meetings for lockout leaders are an intensive course for specialists who will be the main system coordinators at your facility. It is necessary to manage the processes efficiently with the use of the lockout system.

Post-deployment audit

The lockout system implemented at the facility is constantly updated and improved. That is why at your request we can verify the efficiency of its use. We can perform a post-deployment audit on the basis of which we will assess whether the lockout system is used correctly and recommend any improvements or modifications.

INFO: info@anro-safety.com +48 32 67 242 48

LOCKOUT SYSTEM

Lockout hasps

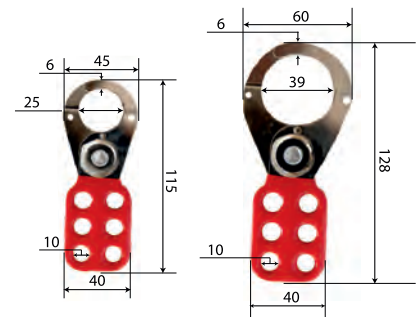
Vinyl coated lockout hasp

- Allows one source of energy to be blocked by 6 employees
- Made of highly resistant steel
- For an increased comfort and better visibility the functional part of the lock is covered with a double layer of red vinyl
- Available in 2 sizes:

SMALL catalogue number **1M**

BIG catalogue number **2M**

Dimensions in millimetres [mm]

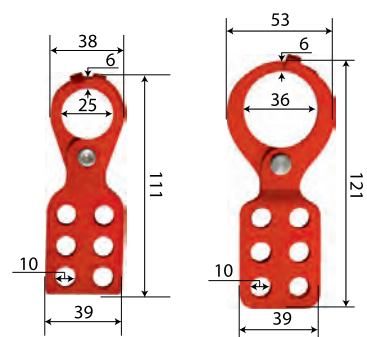


Economic lockout hasp

- Allows one source of energy to be blocked by 6 employees
- All-metal lock, powder-coated
- Available in red
- Available in 2 sizes:

SMALL catalogue number **3M**

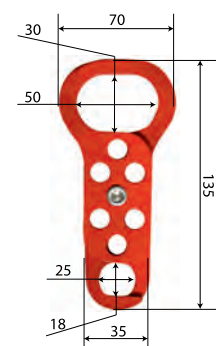
BIG catalogue number **4M**



Lockout hasp Scorpio

- Used in places where locks of different sizes are needed
- Made of hard steel, powder-coated in red
- Accommodates up to 6 padlock

catalogue number **5M**







LOCKOUT SYSTEM

Lockout hasps

Aluminum hasp



Available in four colour options. Particularly useful when several repair teams need to lock a machine.

- Practical combination of a clamp lock with visual information
- Made of high-quality powder-coated aluminum
- Available colours:    
- Features one set of labels
- Hoop width: 6.5 mm

catalogue number **99A**

LOCKOUT SYSTEM

Mechanical and chemical threats

Mechanical and chemical threats

Uncontrolled release of dangerous energy by industrial equipment during technical downtime or maintenance works poses a serious threat to employees. If machines are not secured effectively during repairs or maintenance, the risk of accidents increases. Lockout locks, intended to eliminate mechanical threats, are an efficient tool which decreases the risk. With our locks, all responsible employers can increase safety of their staff and reduce any potential costs related to workplace accidents.

Example injuries:

- Crushing (e.g. hydraulic press, rolling mill)
- Amputation (e.g. guillotine, band saw)
- Burns (e.g. pipe leak)
- Entanglement (e.g. milling cutter, trimmer, grinder)

All chemical substances which may cause injuries when in contact with the human body or which may cause chemical poisoning pose a serious threat. The risk related to the use of chemical substances and products is related to the likelihood of causing adverse effects on employees health (e.g. injuries, allergic reactions, heavy metal poisoning or even cancer).

LOCKOUT SYSTEM

Mechanical and chemical threats

Economy multipurpose cable lockout

- Made of high quality materials resistant to the most common chemicals
- Locks most valves, bolts, switches
- Ability to use 12 padlocks
- Interchangeable cables in various lengths: 2, 5, 10, 20 metres

catalogue number **9M**



Premier multipurpose cable lockout

- Highly resistant lock made of high-grade steel
- For an increased comfort and better visibility the lock is covered with a special red-coloured coat
- Ability to use 6 padlocks
- Available with cables in the following lengths: 2, 5, 10, 20 metres



catalogue number **13M**



Razor cable lockout

- Made of special hard PVC resistant to most common chemicals
- Special design adjusted to the shape of the hand to increase work comfort
- Ability to use 4 padlocks
- Available with cables in the following lengths: 2, 5, 10 metres

catalogue number **17M**



LOCKOUT SYSTEM

Mechanical and chemical threats

Universal metal cable lockout



- Very resistant lock made of high-grade steel
- Covered with a double anti-corrosion coat
- Ability to use 12 padlocks
- Intended for use in difficult industrial conditions
- Also available with a 5 m cable

with a 2 m cable: **catalogue number 20M**

Universal cable lockout



- Made of high-quality materials resistant to common chemicals
- Locks most valves, bolts, switches
- Ability to use 12 padlocks
- Comes with a 2 m dielectric cable

catalogue number 22M

Squeezer cable lockout



- Made of special hard PVC resistant to common chemicals
- Special design adjusted to the shape of the hand to increase work comfort
- Ability to use 6 padlocks
- Available with a 1 m rope in 2 options:

BLUE a strong cable with load resistance up to 100 kg

catalogue number 23M

YELLOW a non-conducting cable intended for locking control cabinets etc.

catalogue number 23M2

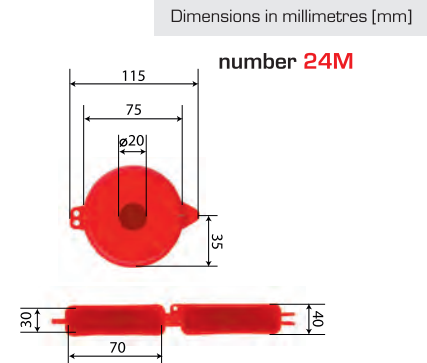


LOCKOUT SYSTEM

Mechanical and chemical threats

Gate valve lockout

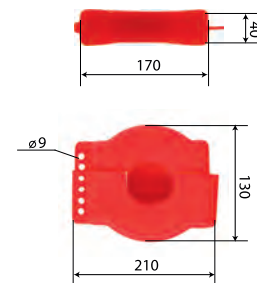
- Used for locking gate valves of different diameters from 25 to 320 mm
- High temperature resistance from -29°C to 93°C
- Made of red polypropylene
- Five sizes available:
 from 25 to 63.5 mm (1" - 2" inches) **catalogue number 24M**
 from 63.5 to 127 mm (2" - 5" inches) **catalogue number 25M**
 from 127 to 165 mm (5" - 6" inches) **catalogue number 26M**
 from 165 to 254 mm (6" - 10" inches) **catalogue number 27M**
 from 254 to 320 mm (10" - 12.6" inches) **catalogue number 28M**



Adjustable gate valve lockout

- Lockout suitable for gate valves from 25 mm to 165 mm
- Made of resistant red polypropylene
- High thermal resistance from -25°C to 90°C
- Can be used with most gate valves thanks to the adjustment mechanism

catalogue number 29M



Ball valve lockout

- Can be used with valves of different sizes
- Practical and easy to use
- Made of resistant red polypropylene
- Available in three different versions:

SMALL catalogue number 30M

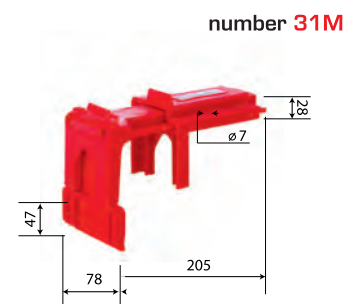
used for locking valves in the open or closed position on pipes of diameter from 15 mm to 50 mm

SMALL WITH AN ADDITIONAL ARM catalogue number 31M

used for locking valves in the closed position on pipes of diameter from 15 mm to 50 mm

LARGE catalogue number 32M

used for locking valves in the closed position on pipes of diameter from 50 mm to 150 mm




LOCKOUT SYSTEM

Mechanical and chemical threats

Butterfly valve lockout

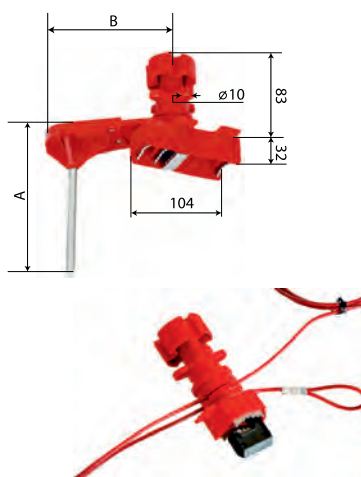
Dimensions in millimetres [mm]



- Strong polypropylene structure
- High resistance to the most common chemicals
- Thanks to wide adjustment options, can be used to lock most butterfly valves

catalogue number **33M**

Universal lockout



- Can be used to lock valves of different sizes and types: ball valves, butterfly valves, gate valves of different sizes
- The open clamp fits closed rings and arms of different sizes
- Comes with a coated steel cable of 2.5 m in length [longer cables are also available]
- Different optional components can be added to adjust the lockout to different valves

Available options:

Universal lockout **LARGE**, catalogue number **36M**

Universal lockout with a cable, catalogue number **38M**

Universal lockout with a cable and arm, catalogue number **38M1**

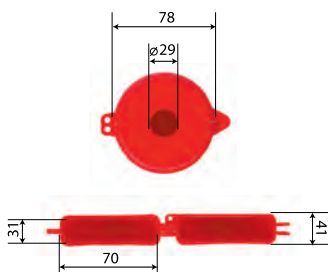
Universal lockout with an arm, catalogue number **38M2**

ADDITIONAL ACCESSORIES:

SMALL ARM A=150/B=155 catalogue number **35M**

LARGE ARM A=185/B=200 catalogue number **37M**

Gas cylinder valve lockout - round



- Prevents access to the main gas cylinder valve
- The lockout is made of a high-quality material resistant to the most common chemicals
- Ability to use two padlocks simultaneously
- Available in red

catalogue number **41M**



LOCKOUT SYSTEM

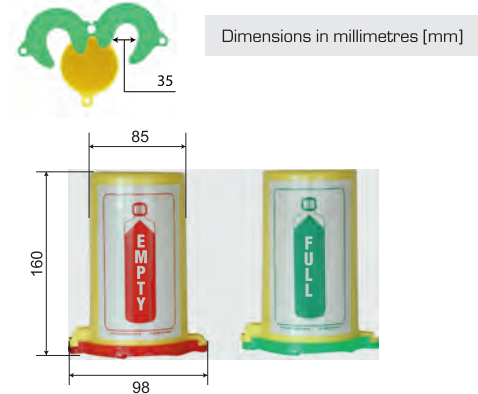
Mechanical and chemical threats

Gas cylinder valve lockout

- Prevents access to the main gas cylinder valve
- The lockout is made of a high-quality material resistant to the most common chemicals
- Available in two versions which show the cylinder filling level

FULL catalogue number 42M

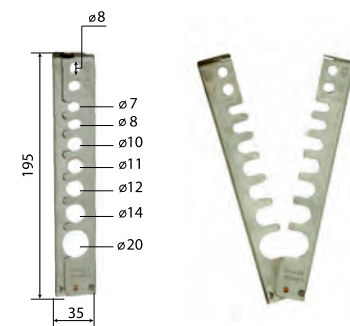
EMPTY catalogue number 42M2



Pneumatic lockout

- Fits different types of pneumatic quick couplers
- Made of metal with anti-corrosive coating
- Fast fitting
- Suitable for locking couplers of diameter even up to 20 mm

catalogue number 43M



Adjustable cable lockout

- Made of high quality epoxy resin and insulated metal cable
- Can be used at temperatures from -46°C to 149°C
- Ability to use up to 6 padlocks simultaneously
- The set includes a galvanized steel rope of length 1.8 m

catalogue number 44M



LOCKOUT SYSTEM

Electrical threats

Electrical threats

Electrical threats are the main risk group at the workplace. Electrocutation may lead to extensive and severe bodily injuries. Electric locks of the lockout system help reduce the risk connected to electricity at the workplace. The locks are made of high-quality plastics which facilitate their safe use with electrical systems. Lockout electric locks with tagout tags allow you to display notices of possible threats in an effective way.

The basic threat while working with electrical and power generation equipment and systems is electrocution. Electricity can cause damage and changes inside and outside the human body:

- 1) While flowing through human body - due to extensive heat generation, electrolysis and damage (irritation) of the nervous system,
- 2) Due to the effects of the electric arc on the external part of the body,
- 3) Indirect mechanical injuries, e.g. due to a fall from height after electrocution,
- 4) Due to the effects of high frequency electromagnetic fields.



LOCKOUT SYSTEM

Electrical threats

Lockout for plugs

- To secure plugs of different sizes and voltage: 110V, 230V, 380V
- Alternative application - for locking pneumatic quick couplers
- Available in 2 versions:

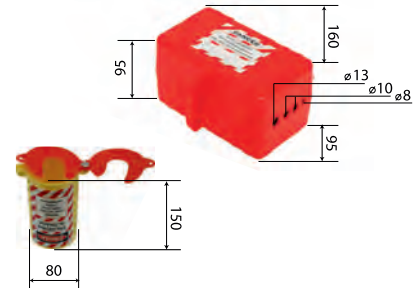
RECTANGULAR RED – allows to use of 4 padlocks

SMALL catalogue number **44E**

LARGE catalogue number **45E**

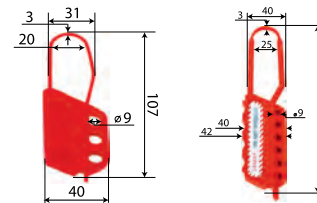
ROUND YELLOW catalogue number **46E**

Dimensions in millimetres [mm]



Economical lockout for electricians

- Made of non-conducting material
- High electrical insulation
- Available in 3 options:
 - shackle 3 mm, can be locked by 3 workers
catalogue number **47E**
 - shackle 6 mm, can be locked by 3 workers
catalogue number **48E**
 - shackle 6 mm, can be locked by 6 workers
catalogue number **49E**



Miniature circuit breaker lockout


- Easy fitting
- Made of strong polypropylene, dielectric
- 3 types available. Can be used with most overcurrent and residual current switches
- 4 options available, 3 pcs. per set:

PIN IN catalogue number **50E**

PIN OUT catalogue number **51E**

PIN OUT WIDE catalogue number **52E**

Set of 3 PIN locks catalogue number **53E**



LOCKOUT SYSTEM

Electrical threats

Circuit breaker lockout



- Can be adjusted to fit unusual switches
- Easy fitting - tighten the screw and put on the padlock to lock
- Made of a strong material
- Can be used to secure switches of different sizes

catalogue number **56E**


Universal switch lockout



- Easy fitting - tighten the screw and put on the padlock to lock
- Made of a strong material
- Can be used to lock the majority of electrical switches
- 4 pcs. in a set
- A screwdriver is needed for fitting

catalogue number **57E**

Blocking bar lockout



- Suitable for non-standard and multi-position switches
- Made of a durable material
- Non-conducting
- Used to lock a switch in the desired position
- Can be used to lock switches up to 150 mm

catalogue number **70E**



LOCKOUT SYSTEM

Electrical threats

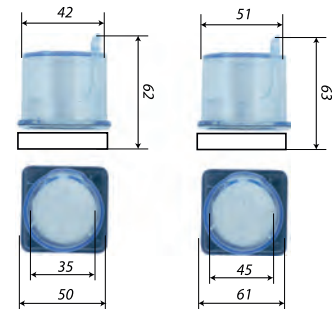
Electrical panel lockout - round

- Safe and effective locking of switches mounted on control cabinets
- Fits most switches
- Easy fitting
- Effectively prevents unauthorised access
- Two sizes available, can be adjusted to the knob/switch size

SMALL catalogue number **58E**

LARGE catalogue number **59E**

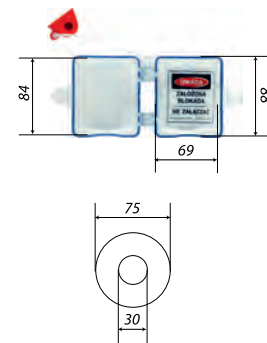
Dimensions in millimetres [mm]



Push-button lockout

- Used for locking push-buttons
- Prevents unauthorised pressing or change of the position of a mushroom switch
- Made of a material resistant to difficult industrial conditions

catalogue number **71E**



Electrical panel lockout - square

- Safe and effective locking of switches mounted on control cabinets
- Fits most switches
- Easy fitting with a double-sided adhesive tape
- Several sizes available depending on the switch, button or knob size

SMALL a=50 mm catalogue number **60E**

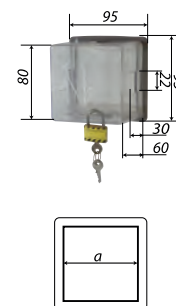
LARGE a=75 mm catalogue number **61E**

90° for locking two-position switches with an arm up to 200 mm,

a=75 mm, 90°, catalogue number **62E**

45° used for locking star-delta starters with an arm up to 200 mm,

a=75 mm, 45°, catalogue number **63E**

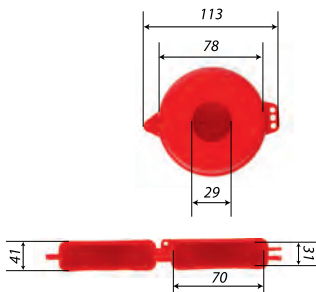


LOCKOUT SYSTEM

Electrical threats

Mushroom push-button lockout

Dimensions in millimetres [mm]



- Safe and effective locking of mushroom switches mounted on control cabinets
- Easy fitting
- Effective prevention of unauthorised access
- Made of a durable material
- Two colours available: red and white

catalogue number **64E**

Circuit breaker lockout



- Used to lock switches with a lever which are difficult to secure
- Different sizes available to better fit unusual switches
- Easy fitting - tighten the screw and put on the padlock to lock (a screwdriver is required)
- Made of a strong polypropylene

SET OF 5 LOCKOUTS catalogue number **65E**

BLUE LOCKOUT catalogue number **75E**

LARGE RED LOCKOUT catalogue number **76E**

GREEN LOCKOUT catalogue number **77E**

YELLOW LOCKOUT catalogue number **78E**

RED LOCKOUT catalogue number **79E**

Connection socket lockout



- Fast and convenient fitting
- A permanent lockout for measuring equipment, office equipment and all devices with an IEC C13 connector
- Robust design
- Suitable for personal padlocks
- Made of polypropylene and elastomer

catalogue number **66E**



LOCKOUT SYSTEM

Electrical threats

Plug cover lockout

- Can be used to lock control boxes of length up to 450 mm
- Made of a durable material
- Ability to use several padlocks
- Effective prevention of unauthorised access to a device
- Effective locking of all industrial 230/380V plugs
- Available in 3 dimension

catalogue number **67E**

Dimensions in millimetres [mm]



Electrical panel handle lockout

- Designed for locking power switches
- Thanks to the unique design, the lock can be adjusted for use with even unusual switches
- Made of a strong material and a metal clamp which increases its durability
- The carefully chosen colours make the lock highly visible, which additionally increases safety
- Comes with a padlock


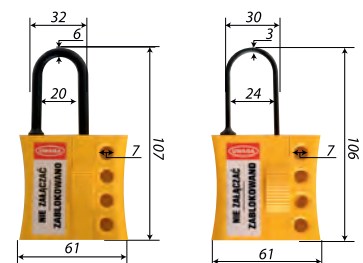
catalogue number **68E**



De-electric slider hasp

- Made of a non-conducting material
- Can be locked by 4 workers simultaneously
- The set contains 2 locks with a shackle of thickness 3 mm and 6 mm

catalogue number **69E**



LOCKOUT SYSTEM

Electrical threats

Eclipse panel lockout



- Used for locking panel-mounted start/stop switches
- Locks switches in direct vicinity
- Made of ABS
- Very easy fitting

catalogue number **72E**

Slider panel lockout



- Used for locking panel-mounted switches
- Fixed onto the panel with a strong acrylite glue
- Locks groups of switches placed in rows

catalogue number **73E**


Fuse holder lockout



- Used for locking older types of fuses used in plants
- Locks are available in different sizes and can be used to secure most fuse sockets with the BI base
- To use, screw in the lock in the fuse socket with a special screwdriver included in the set. This prevents installation of the actual fuse while the lock remains in place.

• **SMALL** catalogue number **80E - D2**


• **LARGE** catalogue number **80E - D3**



LOCKOUT PADLOCKS

With the lockout system, you should use special padlocks - you cannot use padlocks intended for purposes other than for the lockout system. Lockout padlocks are resistant to high temperatures, cold, humidity, corrosion etc. At a special request, we can customise padlocks - by printing personal labels or engraving the padlock body.

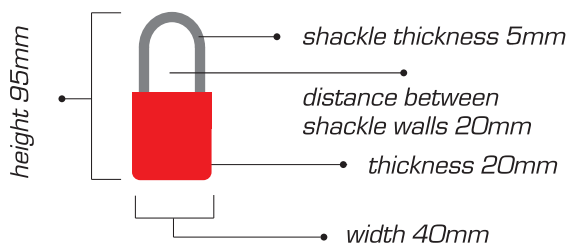
Safe padlocks

- Solid, porous body for an easier grip
- Resistant to mechanical damage and corrosion
- Available colours: 

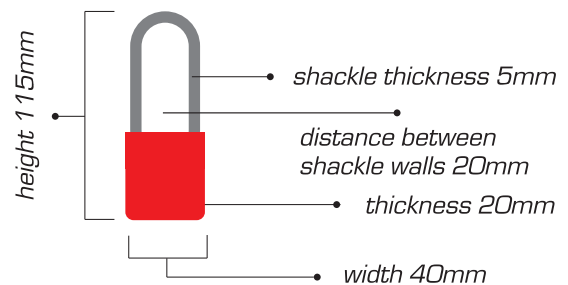


Safe padlock versions

Safe padlock dimensions



2nd variant available at special request



Safety padlock configuration

configuration A

Padlocks with an individual key.

- Available colours:



catalogue number **76A**



configuration B

Padlocks with the same key
(up to 100 pcs.),

Available colours: 

catalogue number **77A**



configuration C

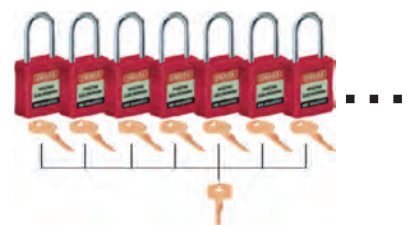
Padlocks with a different key
each plus a general key
which opens them all.

Max. order size 1000 pcs.

Available colours:



catalogue number **78A**



Other configurations available at request.

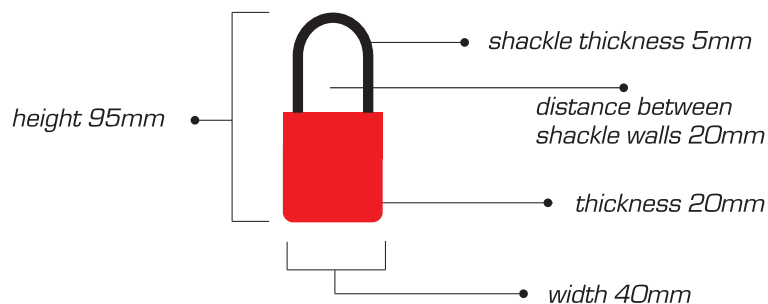
LOCKOUT SYSTEM

Lockout padlocks

De-electric padlocks



- Special de-electric padlocks designed for electricians
- Very safe
- High electrical insulation
- Made of high quality materials



De-electric padlock configurations

configuration A

Padlocks with an individual key (up to 100 pcs.).

Available colours:  

catalogue number **70A**



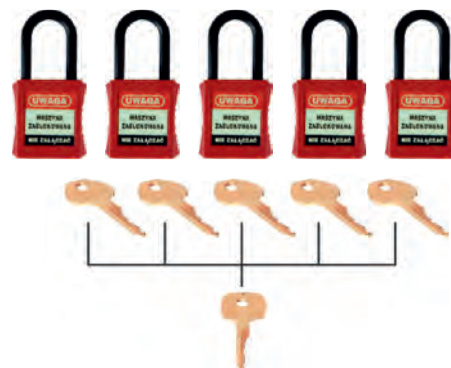
configuration C

Padlocks with a different key each plus a general key which opens them all.

Max. order size 200 pcs.

Available colours:  

catalogue number **72A**




configuration B

Padlocks with the same key (up to 100 pcs.).

Available colours:  

catalogue number **71A**



Other colours and configurations available at request.


PADLOCK LABELS

To clearly instruct workers when a machine is down for service or maintenance use labels on lockout safety padlocks. All the labels can be made and supplied in any language, colour and also with the glow in the dark material.

Padlock labels - Polish



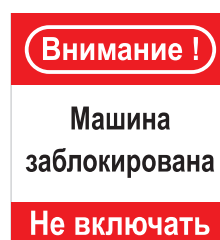
Padlock labels - English



Padlock labels - German



Padlock labels - Russian



LOCKOUT SYSTEM

Lockout stations

Lockout steel stations are made of durable materials. With our stations, access to lockout locks becomes easier and more convenient. Stations are available in different sizes and configurations.

LOCKOUT STATIONS ARE SOLD EMPTY - WITHOUT SYSTEM COMPONENTS!

Lockout steel station

- Very resistant, all-metal, suitable for hanging on a wall, which makes storage and access to locks easier
- Dimensions: 400x350x150 mm

catalogue number **83A**



Lockout steel station with a window



- Metal station with a transparent plastic window with improved resistance
- Suitable for hanging on a wall which makes storage and access to locks easier

SMALL 400x350x150 mm catalogue number **84A**

LARGE 700x500x250 mm catalogue number **85A**

Lockout mobile station

Lockout mobile station, light, made of a durable material, suitable for carrying locks between workstations, also suitable for permanent fitting.

catalogue number **103A**



Lockout station



The station comes with a practical transparent cover which helps protect lockout equipment from dirt in everyday use in industrial facilities. For better access control, it is possible to order a lockable version.

catalogue number **104A**

LOCKOUT SYSTEM

Lockout stations

LOCKOUT STATIONS ARE SOLD EMPTY - WITHOUT SYSTEM COMPONENTS!

Compact PVC

- dimensions 250x150 mm

catalogue number **88A**



Compact 2 PVC

- dimensions 250x200 mm

catalogue number **89A**



For 8 padlocks PVC

- dimensions 292x395 mm

catalogue number **90A**



For 10/12 padlocks

- dimensions 343x343 mm

catalogue number **91A**



For 20/24 padlocks

- dimensions 524x318 mm

catalogue number **92A**



For 30/36 padlocks

- dimensions 585x562 mm

catalogue number **93A**



Mini lockout padlock station

Mini lockout station for storing up to 6 padlocks, very easy fitting

catalogue number **100A**



Lockout padlock station

Lockout station for storing up to 12 padlocks, durable, very easy fitting

catalogue number **101A**



ADDITIONAL LOCKOUT SERVICES

- Fitting of lockout stations at the facility
- Printing and applying labels for machinery and hazardous energy switch off points
- Lockout visuals [with information about the places to use locks, lockout station locations]

LOCKOUT SYSTEM

Lockout stations

Key cabinets



Lockable lockout station to be hung on the wall.

Cabinets are available with steel powder coated yellow finish or with a transparent plastic window with improved resistance.

For hanging up to 210 keys.

catalogue numbers:

86A-60 – for 60 keys

86A-110 – for 110 keys

86A-210 – for 210 keys

86A-CF-30 – for 30 keys with transparent window

86A-CF-60 – for 60 keys with transparent window

86A-CF-160 – for 160 keys with transparent window

Padlock cabinets



Padlock cabinets made of grade metallic sheet, powder coated in red colour. Designed to store lockout padlock.

For hanging up to 220 padlock.

catalogue numbers:

87A-21 - for 21/41 padlocks
(21 hooks each hook can hold 2 padlocks)

87A-112 - for 112 padlocks

87A-220 - for 220 padlocks

LOCKOUT SYSTEM

Group lock boxes

Simplifies lockout of large equipments and helps to ensure maximum security for complex work team situations. After machine or process is locked out, the key or keys of the machines are placed in a lock box. Each authorised work team member places a personal lock on the group lock box. Ensures that no single employee has access to the box unless all employees have removed their locks.

Group lock box - Metal box

- Mobile, very strong, all-metal box
- Used for locking groups of devices
- Dimensions: 152x255x105 mm


catalogue number **94A**



Group lock box - Stainless steel

Made of special grade metallic sheet with clear sides allows for quick visual check of content without unlocking the box. Easy for handling and carrying.

catalogue number **111A**



Group lock box - Slider

Made of special grade metallic sheet with sliding clear fascia.

catalogue number **110A**



LOCKOUT SYSTEM

Lockout bags

Lockout bags are made of durable materials and come with many pockets, making it much easier to carry locks around. They are excellent solution for storing and transporting your lockout/tagout equipment.

Need more information? Contact us! Tel. +48 32 672 42 48

Lockout waist pack



- Personal bag carried at the waist, used for carrying smaller locks, especially recommended for electricians

catalogue number **95A**

Small personal lockout bag



- Sachet for storing and transporting small locks, such as clamp locks, padlocks and TAGOUT tags

catalogue number **96A**

Lockout bag



- Used for carrying locks or sets of locks with ease
- Made of a durable material
- Features a number of functional pockets and a shoulder strap
- Two sizes available:

SMALL catalogue number **97A**

LARGE catalogue number **98A**

LOCKOUT SYSTEM

Safety tags

Safety tags are an integral part of the lockout system. They help to mark all machines on which service or maintenance work is carried out and until the tag is removed the machine cannot be switch on. This is a key element for maintenance services. The material used for the production of tags is flexible polypropylene (priplak) - material resistant to water, oil and high temperature, ensuring it will withstand a multitude of industrial condition. Standard size 76x156 mm.

Safety tags



All kinds of tags can be made according to customer's requirements in any size, with any text and graphics and on any materials.

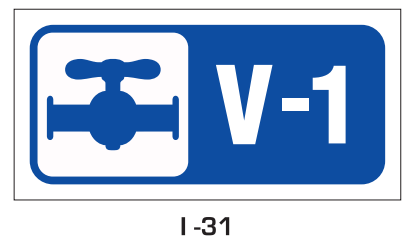
LOCKOUT SYSTEM

Energy source identification

Energy sources carry a number of risks that affect workers who service machines and equipment.

The energy source identification labels clearly identify the name and the source of energy to be locked and in this way make work much safer.

Energy source identification

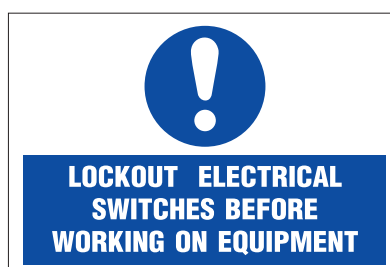
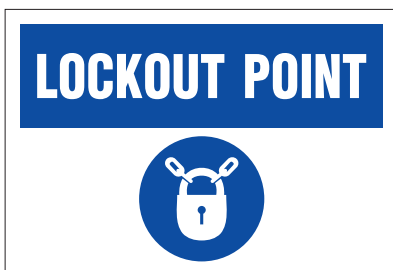



LOCKOUT SYSTEM

Lockout signs and boards

Lockout signs are a great way to keep your workplace safe. In our offer you will find a wide range of lockout signs. Below you will find some examples. We can make all kind of customized signs in different languages, formats and designs – also available in self-stick formats. Signs can be made and supplied as per the requirements of LOTO policy and procedures of individual companies.

Lockout signs and boards



LOCKOUT SYSTEM

Lockout implementation boards

Lockout implementation boards make it easy to use lockout/tagout system

1TL



2TL



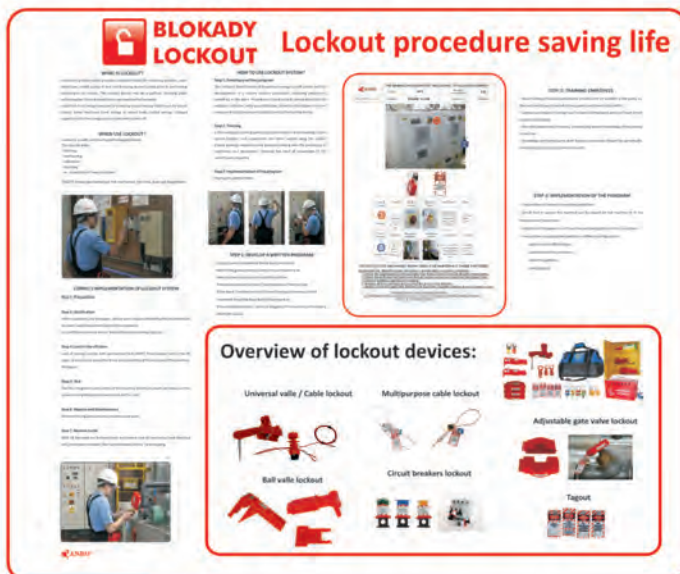
MATERIAL: **PVCS**

SIZE: 300x210mm, 420x300mm, 600x420mm, 840x600mm, 1200x840mm

LOCKOUT SYSTEM

Lockout/tagout procedures boards

Procedures boards



3TL

MATERIAL: **PVCS**

SIZE: 850x700mm, 1200x1000mm

Lockout procedures boards are supplement to the lockout devices at the facility and inform employees of the correct use of the system.

LOCKOUT SYSTEM

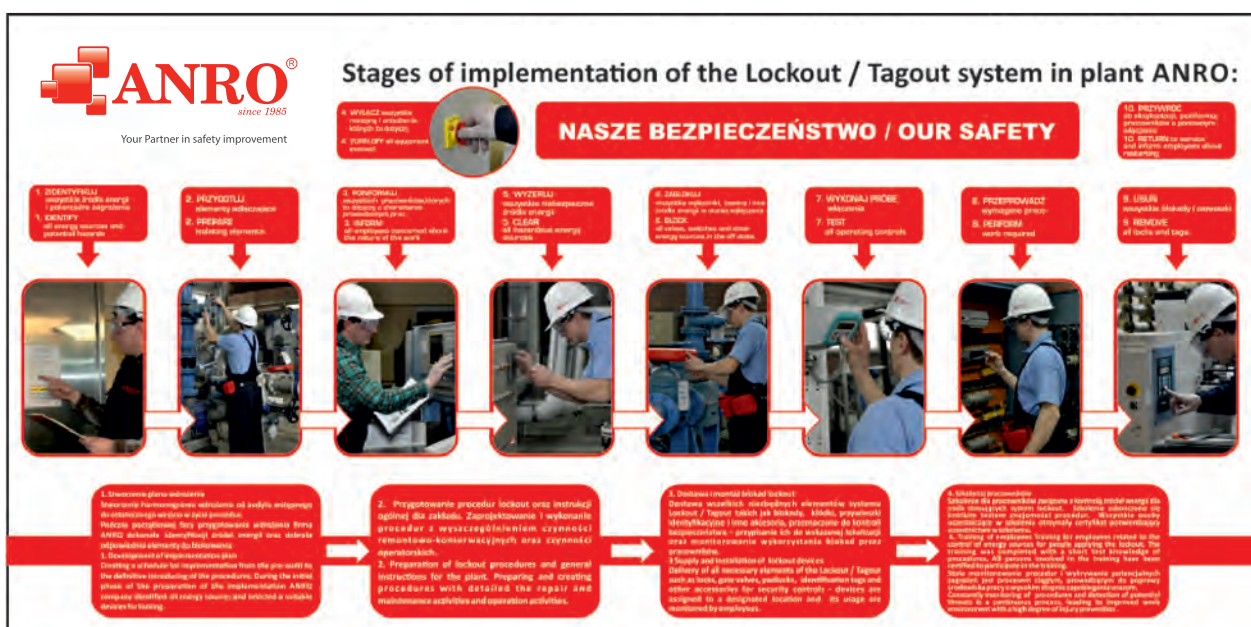
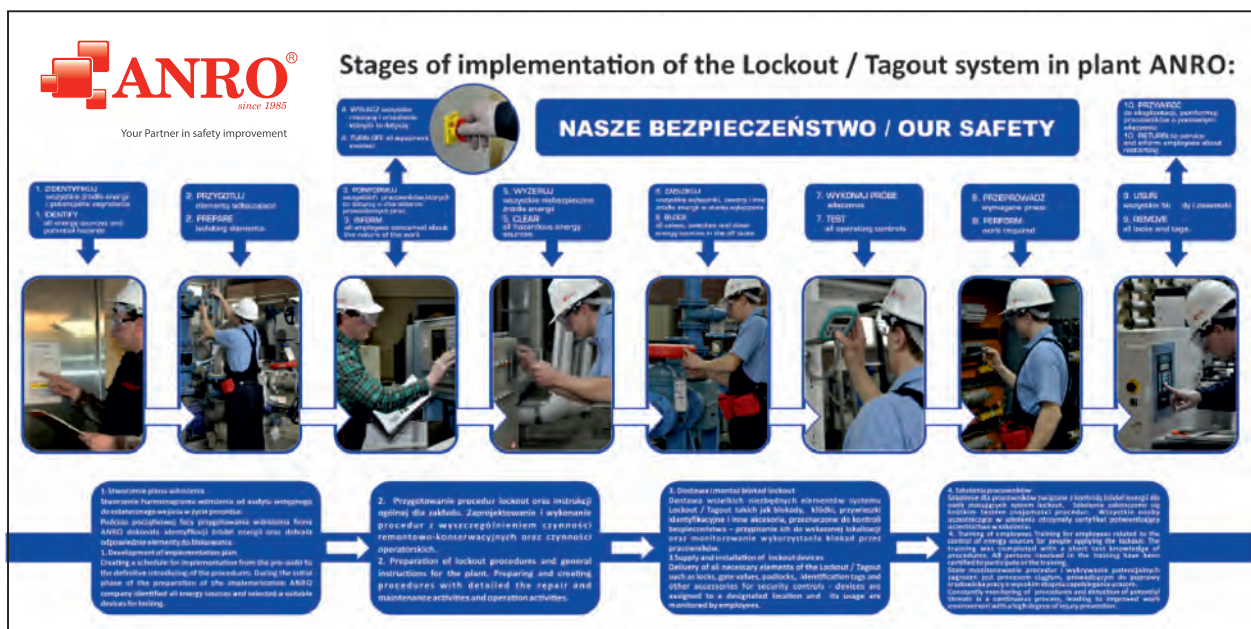
Customized lockout printouts

Customized lockout prints are available on the following materials:

- Hard PVC
- Foamed PVC
- Self-adhesive foil
- Plexiglas
- Aluminum sheet
- Galvanized sheet steel, powder-coated
- Magnetic film
- Photoluminescent materials
- Pripalak
- Dibond

Thanks to the use of the best materials, all our prints are of high quality and durability.

Customized lockout printouts - examples


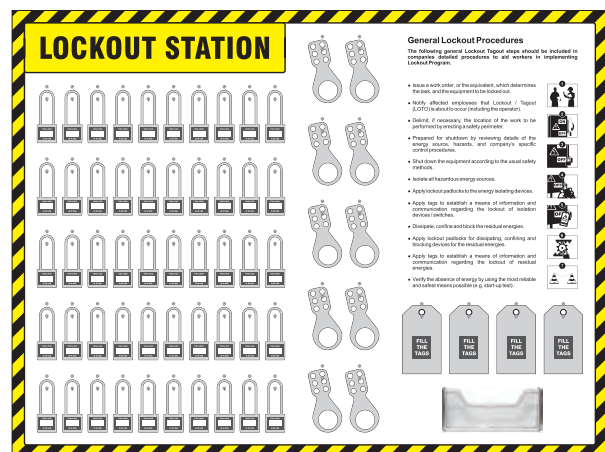





LOCKOUT SYSTEM

Shadow lockout stations

In our offer you will find a wide range of shadow lockout stations. They are ideal to use in localized areas to keep lockout devices close to the machine that is to be locked. Shadows are a status indicators, clearly showing which device is in use. They are made from very durable composite material (dibond 3mm). We can design and supply any customized shadow lockout station.

Lockout signs and boards






DIGITAL PRINTING

DIGITAL PRINTING

UV printing base materials

PVC (hard) board




- Unique surface structure which facilitates interesting applications
- Metallic gloss or a mirror reflection are a great way to attract attention
- Perfect solution to create ornaments for shop windows and to produce signboards, advertising boards, lettering and spatial structures

PVC (foam) board



- Advertising medium available in a range of colour and thickness options, lightweight
- Resistant to weather, an excellent material with a wide range of applications
- Used to produce signboards, advertising boards, spatial lettering and exposition stands
- Perfect for cutting, milling and thermoforming

Forex boards



- The board has unique properties, it is a lightweight ready product with high mechanical resistance and rigidity
- Perfect for indoor and outdoor use
- The material can be processed in different ways, which creates an unlimited number of interesting graphic design solutions

Glass



- The print is applied on the inner part of the glass as a mirror reflection
- In addition, it is covered with white ink to increase colour saturation of the image, which also significantly improves the quality
- Multiple printing is also possible
- Weather resistant prints

DIGITAL PRINTING

UV printing base materials

Ceramic tiles

- In order to refine and protect the material, tiles are coated with transparent varnish
- Environmentally-friendly prints, resistant to mechanical damage, which means that our tiles can be used in the kitchen or bathroom



Wood

- We print on furniture fronts, doors, table tops, architectural components
- Applications: construction, joinery, boat building, modelling, manufacture of ornamental features, household products and toys



Plexi

- Perfect for displaying advertising graphics and as an ornamental feature for any interiors
- Printing on the external or bottom side of a transparent or milky-white plexi sheet, easy mechanical or heat treatment, edges can be trimmed (rounded) with a laser
- The whole product is resistant to sunlight and damage, therefore, it does not require additional maintenance and remains aesthetically pleasing for a long time
- Display of the finished product: printed board placed on holders, hung as a picture or glued directly onto the surface



Dibond

- Better properties than traditional aluminum board
- Image is applied on the outer side of the board and UV-cured
- Its structure makes the material a luxurious graphic medium which ensures the highest quality of print
- Applications: ornamental features, advertising boards, exposition stands



DIGITAL PRINTING

Solvent print base materials

Adhesive film



- Types: matte or gloss
- Applications: notice boards, advertising boards, promotional stickers, exposition systems, window decorations

One way vision film



- Special perforated PVC film, white gloss with a black base, made of eyelets which allow light to pass through
- The basic parameter is transparency expressed in %
- The image printed on the film is visible, whereas the perforations allow free transmission of light
- Applications: advertisements on car and shop windows

Casting foil



- A special type of foil which allows application of the print on irregularly-shaped surfaces: convex, concave, with sharp edges
- The material does not have so-called "shape memory" - once heated, it adjusts to the surface on which it has been glued
- Most commonly used on transport means

Banners




- Permanent outdoor advertising medium for displaying in daylight and for a backlit display
- Printed on fabric or a PVC coated fabric
- Can be folded and rolled up without a risk of damage
- Easy fitting, any size

DIGITAL PRINTING

Solvent print base materials

Canvas

- Prints applied on this fabric have a refined texture and appearance
- Images printed on canvas make the perfect ornament for all interiors: home, shop, office
- Different image orientation options (horizontal, vertical), one- and multi-part prints, e.g. a triptych



DIGITAL PRINTING

Non-standard materials

Non-standard materials

Apart from the base materials presented, Canon plotter facilitates printing on all kinds of non-standard materials up to 48 mm thickness.

Here's a list of the most interesting applications of UV printing:

- advertising gadgets (lighters, pens, USB etc.)
- packaging and display units
- CDs, DVDs
- illuminated advertising media, stained glass
- pads, jigsaw puzzles
- snowboards, skis



Industrial printing

High precision industrial UV printing - strictly according to customer requirements.

UV printing: control panels, printed circuit boards (PCB), identification plates, indoor/outdoor visual systems (information boards, technical plans, etc.), industrial labels; **Service:** graphic design.

Production materials: glass, wood (oriented strand board – OSB, plywood, etc.), rigid plastics (plexiglass, PVC, HIPS, etc.), metals (steel, aluminum, copper sheets, brass, etc.), composites (dibond, etc.), foils, papers and cardboards, other materials according to customer requirements.



Glass profiles




Data plate - stainless steel



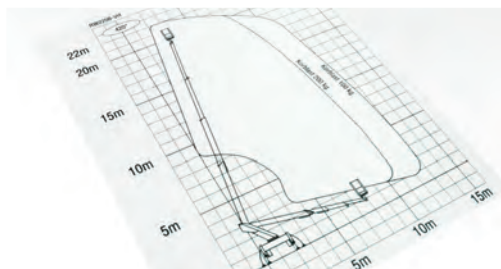
Control panels - foil



Safety boxes - dibond



Printed circuit boards - copper



Technical drawings - paper



Building plans - foam PVC



Slide-in plates - hard PVC



Information boards - dibond

NEW ANRO ON-LINE SHOP

We kindly invite you to visit our new on-line shop where you can find all products from our offer.

[MY ACCOUNT](#) | [REGISTER](#) | [HOW TO BUY](#) | [NEWS](#) | [ABOUT US](#) | [CONTACT](#) | [EN](#) | [DE](#) | [RU](#)



[YOUR BASKET IS EMPTY](#)

[SAFETY SIGNS](#) | [LOCKOUT SYSTEM](#) | **[SAFETY AND FIRE PRODUCTS](#)** | [PHOTOLUMINESCENT PRODUCTS](#) | [ALTERNATIVE SIGNS](#) | [SERVICES PRODUCTS](#)



NEW FIRE PROTECTION PRODUCTS

We recommend new fire protection products at attractive prices. Check out our offer now.

[MORE](#)

CATEGORIES

 **SAFETY SIGNS**

 **LOCKOUT SYSTEM**

 **SAFETY AND FIRE PRODUCTS**

 **PHOTOLUMINESCENT PRODUCTS**

 **ALTERNATIVE SIGNS**

 **SERVICES**

NEWS



MEDICAL GRAB BAG
Nr cat: E027



USE PROTECTIVE APRON
Nr cat: M026



LOCKOUT PADLOCK STOTION
Nr cat: 101A



FIRE MONITOR
Nr cat: F015



ALUMINUM HASP
Nr cat: 190A



FIXED FIRE EXTINGUISHING BOTTLE
Nr cat: F013

BESTSELLERS



FIRE EXTINGUISHER
Nr cat: F001



ARROW
Nr cat: E005



LOCKOUT STATION
Nr cat: 100A



LOCKOUT STEEL STATION
Nr cat: 83A



DIRECTION TO EMERGENCY EXIT - UP RIGHT
Nr cat: E002/R



DIRECTION TO EMERGENCY EXIT - UP LEFT
Nr cat: E001/L



CATALOGUE

We encourage You to download the PDF catalogue with full ANRO offer.

[DOWNLOAD](#)

[illegible]